



## **TOOL fox**

The right tool  
for every application

# PHOENIX CONTACT – in dialog with customers and partners worldwide

Phoenix Contact is a global market leader in the field of electrical engineering, electronics, and automation. Founded in 1923, the family-owned company now employs around 12,900 people worldwide. A sales network with over 50 sales subsidiaries and more than 30 additional sales partners guarantees customer proximity directly on site, anywhere in the world.

Our range of services consists of products surrounding various different electrotechnical applications. This includes numerous connection technologies for device manufacturers and machine building, components for modern control cabinets, and tailor-made solutions for many applications and industries, such as the automotive industry, wind energy, solar energy, the process industry or applications in the field of water supply, power transmission/distribution, and transportation infrastructure.



## Global player with personal customer contact

Company independence is an integral part of our corporate policy. Phoenix Contact therefore relies on in-house competence and expertise in a range of contexts: the design and development departments constantly come up with innovative product ideas, developing special solutions to meet customer requirements. Numerous patents emphasize the fact that many of Phoenix Contact's products have been developed in-house.



## TOOL fox – the right tool for every application

Phoenix Contact offers a full range of professional processing and measuring tools for all electrical engineering applications. The tools for cutting, stripping, crimping, screwing, and testing are both easy to handle and of the highest quality. Cutting, stripping, and crimping devices can be used to automate work steps.

High-quality results can only be achieved with professional tools.

Our tools are all about quality, precision, durability, and effectiveness.

### Your advantages:

- Durable, thanks to high-quality components and materials
- Functional and flexible use, thanks to the ergonomic design
- Increased efficiency – through the use of automatic devices
- Everything from a single source, thanks to the comprehensive product range

## Table of contents

<b>Tool quality</b> TOOL fox	04 – 07
<b>Tool expertise</b> TOOL fox	08 – 09
<b>Cutting and universal tools</b> CUTFOX/UNIFOX	10 – 15
<b>Stripping tools</b> WIREFOX	16 – 21
<b>Crimping tools</b> CRIMPFOX	22 – 49
<b>Screwdrivers and torque screwdrivers</b> SCREWFOX	50 – 57
<b>Measuring and test devices</b> TESTFOX	58 – 61
<b>Electronics pliers</b> MICROFOX	62 – 65
<b>Automatic devices</b> Cutting, stripping, and crimping devices	66 – 75



# Tool quality

## TOOL fox

We understand our customers' concerns regarding the entire process chain and beyond. We ensure the dependability and high performance of our tools through highly specialized manufacturing processes and highly skilled employees.

Phoenix Contact tools impress with their innovative solutions for your applications, as well as their precise and durable usage characteristics.

### Quality that you can feel

Phoenix Contact tools are made from high-quality components. Find out for yourself:

- Ergonomically designed handles
- Low manual force, thanks to optimum leverage
- Specially hardened tool steels
- Consistently high processing quality, even during continuous use



### Quality standards

We maintain a high standard of quality right from the initial development stage.



### High-quality tools

Our tools ensure maximum durability, thanks to the use of specially hardened tool steels.



### Quality assurance

The high precision of our products is ensured by means of regular inspection.

## Cutting

**Cable processing starts with the trimming or cutting of the conductor or cable.**

Conductors and cables in a wide range of sizes, shapes, and insulation can only be processed professionally and permanently with quality tools. Optimum leverage means that you only need to apply low manual force to generate maximum force in the cutting area.

When it comes to cutting conductors and cables in the upper cross section range up to 1400 mm<sup>2</sup>, ratchet-driven cable cutters are the solution. Here, the finely stepped down drives also keep the required manual force to a minimum.

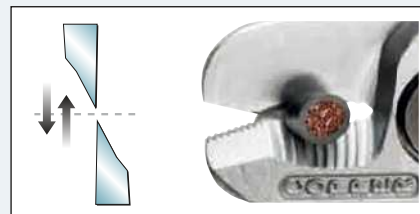
Both versions, with direct and indirect force transmission, feature special cutting geometries which help to ensure ease of movement and can be relied upon to produce burr-free right-angle cuts. Accidental deformation of the conductor is thereby prevented. The cutting method described above, which is also known as shear cutting, is listed under the generic term "splitting" in DIN 8588. The two

blades move toward and past one another and cut (shear) the material without burring.


Bite cutting involves two wedge-shaped blades which move toward one another to cut the material. The wedge angle set for the blades is deliberately large and therefore stable. In addition to the hardening of the entire tool, the cutting area is subsequently hardened again inductively to 62 HRC. This makes it possible to sever even extremely hard materials such as piano wire and spring steel with a tensile strength of up to 2300 N/mm<sup>2</sup> without damaging the tool.

Bite cutting is suitable only to a limited extent for cutting through cables and lines.

When used appropriately, the CUTFOX cutting tools from Phoenix Contact can be relied upon for long-term stability and permanently consistent results.



Shear cutting



Bite cutting

## Stripping

**Stripping is the next step in the manufacturing process for creating a reliable crimp connection. In this case, a distinction is made between stripping and dismantling.**

Stripping is used as a generic term as well as to describe the removal of insulation from conductors up to 16 mm<sup>2</sup>.

Dismantling describes the stripping process for large conductor cross sections and multi-strand or multi-layered conductors and cables.

Insulation can be removed professionally and quickly using the right stripping or dismantling tool. The length of insulation to be removed varies depending on the terminal point and connector. This is set by means of adjustable limit stops and ensures consistent stripping lengths.


When removing insulation, you must make sure that neither the single wires inside nor the braided shield are damaged. The remaining insulation must not be damaged by the grip pressure, although pressure points on and color changes in the insulation material are permitted.

Further faults that need to be prevented are stipulated in DIN IEC 60352.


Blade geometries suitable for the application in question are used to process special insulation materials. V blades are used for both hard (e.g., Teflon/Radox®) and soft ductile rubber insulation (silicone).

In contrast to the straight blade geometry, V blades cut the insulation all the way round, thereby reducing the tear-off force.

In order to meet these requirements, we recommend using automatic stripping tools from Phoenix Contact's WIREFOX series.



Correctly stripped cable according to DIN IEC 60352



Stripping errors according to DIN IEC 60352

## Crimping, pressing, crushing

**Crimping describes the joining of contact and conductor mechanically.**

In addition to crimping, two further terms are used, based on standards. The type of deformation plays a decisive role here. Based on the type of contact, a distinction is made between:

- **Crushing,**  
for insulated cable lugs
- **Pressing,**  
for ferrules, uninsulated cable lugs, and similar enclosed connectors.

If slip-on blade connectors are being processed, for example, this is called **crimping**.

A number of important points must be considered in order to establish a reliable connection between contact and conductor.

- The conductor must be processed correctly
- The conductor and the contact must be compatible
- The conductor must be positioned correctly in the contact
- A suitable crimping tool must be selected
- The conductor and contact are placed in the designated die nest of the pliers

Professional crimping pliers are always equipped with a releasing pressure lock. They unlock as soon as the required crimping pressure is reached, therefore ensuring sufficient pressure is applied. This guarantees the user a constant crimping result with maximum pull-out values.

Automatic or semi-automatic crimping machines are often used when large numbers of contacts need to be processed.

The DIN EN 60352-2 and DIN EN 60999-1 standards are among the references used to subsequently assess crimping results. In addition to a variety of electrical and mechanical tests, conductor pull-out tests are the decisive criterion.

All tools in the CRIMPFOX series from Phoenix Contact have been adjusted and tested according to the applicable standards. These tools ensure long-term stable, gas-tight crimping. The sophisticated mechanical design reduces the manual force required by 25%.

### Clear assignment

An illustration of the connectors that can be processed ensures easy visual assignment.

### 25% less force required

The innovative mechanical design reduces the force needed by 25%. Even large cross sections can be crimped reliably with very little force.

### Ergonomic handling

The two-component handle ensures optimum grip, thanks to the rough-textured soft part on the upper handle, while the hard part on the lower handle allows it to slide through the hand without friction.

### Precision manufacturing

Precision-manufactured dies ensure consistently high levels of quality during contact processing.

### Easy insertion

Even connectors with larger cross sections can be inserted with ease, thanks to the stable head of the pliers with its optimum opening angle.

### Tool-free one-hand operation

The pressure lock is easy to access for release, if required, yet integrated into the handle for protection.

### Non-slip pressure pad

A non-slip pressure pad for positioning on surfaces supports force transmission.



## Conductor pull-out test

### Conductor pull-out test according to DIN EN 60352-2

In practice, crimping points can be affected by tensile forces during wiring or operation.

Therefore, properly crimped contacts must offer a high degree of mechanical safety. To test the tensile load capacity, the crimping must withstand a predefined tensile force based on the cross section

for 60 seconds. The tensile force exerts stress on the conductor at the crimping point. The crimping must withstand the force without any damage.

The test results for Phoenix Contact contacts are significantly higher than the minimum values required by the standard.



Conductor cross section		Pull-out force
mm <sup>2</sup>	AWG	N
0.14		18
	24	28
⋮	⋮	⋮
1.0		108
	16	135
⋮	⋮	⋮
6.0		360
	8	370

*For ferrules, the minimum pull-out values are taken from DIN EN 60999-1.*

## Gas tightness

### Gas tightness – test setup in accordance with DIN 50018

The key role of the metal parts of electrical connections becomes particularly apparent in aggressive environments. Corrosion-free contact areas are a prerequisite for low-resistance and therefore high-performance connections.

This test method describes a corrosion test in condensation climates with an atmosphere that contains sulfur dioxide. Acidic compounds < Ph 7 form during the test and attack the metal surfaces.

Two liters of distilled water and one liter of SO<sub>2</sub> gas are introduced into the test chamber. At a test temperature of 40°C, sulfurous acid forms during the test. After eight hours of testing, the test objects dry for 16 hours with the door open. At the end of the test, a visual check of the test objects is conducted. Before and after the corrosion test, the contact resistance of the contacts is recorded according to DIN EN 60512-2-1:2002 and changes that can be attributed to the effects of corrosion are investigated.

When used correctly at contact points, Phoenix Contact crimping tools and connectors achieve a permanent gas-tight connection that cannot be impaired even by aggressive substances.



*The voltage drop must not exceed 3.2 mV before or after the test, nor must it exceed 1.5 times the value measured at the start of the test.*

# Tool expertise

## TOOL fox

The key feature of a professional tool is that you enjoy working with it!

The excellent feel and ergonomics of the design, durability, and functionality guarantee optimum efficiency and quality. These properties are perfectly combined in all tools from Phoenix Contact.

### **TOOL fox – the right tool for every application:**

- Cutting – with CUTFOX you can cut your cables cleanly and with minimum effort.
- Stripping – the consistent WIREFOX stripping quality is essential for clean crimping later on.
- Crimping – quick and reliable crimping with CRIMPFOX tools.
- Mounting – SCREWFOX precision screwdrivers ensure optimum wiring quality.
- Testing – measuring with TESTFOX test devices increases product safety.

TOOL fox offers a complete portfolio of hand tools and automatic devices for industrial use, thereby ensuring that all tasks in the process chain are performed professionally.







# Cutting and universal tools

## CUTFOX/UNIFOX

With CUTFOX, Phoenix Contact offers the perfect cable cutter for every application. Different versions are available for processing cables up to 100 mm in diameter. All parts of the cable cutters that are subject to particular strain are tempered or specially hardened.

Our UNIFOX range covers a wide variety of tools for different applications: from universal tools, which combine several functions, and cable binder tools to cable duct cutters – we offer a whole host of applications.

### Effortless clean results

Cut cables cleanly and with minimum effort using CUTFOX cutting tools. With UNIFOX universal tools, you can combine various functions and always have the right tool for different applications.

- Durable, thanks to specially hardened and tempered blades
- Minimum effort, thanks to optimum leverage and cutting geometry
- Low impact and fatigue free, thanks to the ergonomic handle design



### Maximum force transmission

Thanks to the ratchet mechanism, you only need to apply very low force, even for large conductor cross sections up to 100 mm in diameter.




### Ergonomic design

Cable binder tools tension and cut cable binders in a single step. When the tension force is reached, the remainder is automatically severed for a flush finish.



### VDE-tested safety

The comprehensive range of VDE-tested combination tools ensures all applications are covered.



# CUTFOX cutting tools

## Cable cutters

Thanks to their special cutting geometry, the cable cutters ensure optimum cutting results. The ergonomic design of the handles makes for light work.

				
<b>Type</b>	Order No.	<b>CUTFOX-ES</b> 1212621	<b>CUTFOX 12</b> 1212128	<b>CUTFOX 18</b> 1212129
<b>Diameter (cross section)</b>		For Kevlar fibers and braided shield 1.5 mm <sup>2</sup> (solid conductor) 6 mm <sup>2</sup> (stranded conductor)	Up to 12 mm Ø (up to 35 mm <sup>2</sup> )	Up to 18 mm Ø (up to 50 mm <sup>2</sup> )

The cable cutters meet the applicable VDE standards and are therefore safe, even if live conductors and cables are cut.



				
<b>Type</b>	Order No.	<b>CUTFOX 16 VDE</b> 1212126	<b>CUTFOX 25 VDE</b> 1212127	<b>CUTFOX-LB VDE</b> 1212527
<b>Diameter (cross section)</b>		1.5 mm <sup>2</sup> (solid conductor) 6 mm <sup>2</sup> (stranded conductor) Up to 16 mm Ø (up to 50 mm <sup>2</sup> )	Up to 25 mm Ø (up to 70 mm <sup>2</sup> )	Up to 50 mm Ø (up to 6 x 16 x 0.8 mm)

## Ratchet cable cutters


One and two-hand ratchet cable cutters with ratchet function for minimum effort, unlockable, for cutting copper and aluminum up to 100 mm in diameter (1400 mm<sup>2</sup>) without crushing.

				
<b>Type</b>	Order No.	<b>CUTFOX 25</b> 1212130	<b>CUTFOX 35</b> 1212131	<b>CUTFOX 45</b> 1212132
<b>Diameter (cross section)</b>		Up to 25 mm Ø (up to 185 mm <sup>2</sup> )	Up to 35 mm Ø (up to 300 mm <sup>2</sup> )	Up to 45 mm Ø (up to 300 mm <sup>2</sup> )

Our ratchet cable cutters are ideal for long-term use, thanks to their sturdy design.

				
<b>Type</b>	Order No.	<b>CUTFOX 52</b> 1212133	<b>CUTFOX 62</b> 1212134	<b>CUTFOX 100</b> 1212135
<b>Diameter (cross section)</b>		Up to 52 mm Ø (up to 300 mm <sup>2</sup> )	Up to 62 mm Ø (up to 750 mm <sup>2</sup> )	Up to 100 mm Ø (up to 1400 mm <sup>2</sup> )

The CUTFOX 50 STEEL is also suitable for steel-armored cables and stranded steel rope.

		
<b>Type</b>	Order No.	<b>CUTFOX 50 STEEL</b> 1212526
<b>Diameter (cross section)</b>		Up to 50 mm Ø (up to 300 mm <sup>2</sup> )

## CUTFOX cutting tools

### VDE diagonal cutters

The VDE-insulated diagonal cutters with their inductively hardened precision cutting ensure long-term stable cutting performance and therefore a clean cut, for both soft and hard wires (piano wire).



1000 V AC/  
1500 V DC



1000 V AC/  
1500 V DC

Type	Order No.	<b>CUTFOX-S VDE*</b>	1212207	<b>CUTFOX-SP VDE*</b>	1212206
------	-----------	----------------------	---------	-----------------------	---------

### Special cutting tools

The CUTFOX FBS cutting tool is suitable for cutting out individual bars from FBS... jumpers from the CLIPLINE complete modular terminal block range.

FB... screw bridges can be cut to length with the CUTFOX FB without crushing them.



Type	Order No.	<b>CUTFOX-FBS</b>	1212124	<b>CUTFOX-FB</b>	1205985
Cutting capacity		FBS...jumpers 4 to ... 8 and EB... insertion bridges		FBI fixed bridges 10 - 6 ... FBI 10 - 12 mm <sup>2</sup>	

## UNIFOX universal tools

### VDE combination pliers, water pump pliers

The VDE-insulated combination pliers are available in straight and ergonomic, angled form with spring reset, interlocking gripping surfaces, integrated M8 - M10 ring key, and blade.



1000 V AC/  
1500 V DC



1000 V AC/  
1500 V DC



Type	Order No.	<b>UNIFOX-C VDE*</b>	1212202	<b>UNIFOX-CE VDE*</b>	1212203	<b>UNIFOX-WP</b>	1212365
------	-----------	----------------------	---------	-----------------------	---------	------------------	---------

### VDE needle-nose pliers, flat-nose and round-nose pliers

The VDE-insulated needle-nose pliers are available with straight and 45° angled tip. The gripping surfaces are notched and the integrated blades are hardened inductively.



1000 V AC/  
1500 V DC



1000 V AC/  
1500 V DC



1000 V AC/  
1500 V DC

Type	Order No.	<b>UNIFOX-P VDE</b>	1212204	<b>UNIFOX-PC VDE</b>	1212205	<b>UNIFOX-PE VDE*</b>	1212529
------	-----------	---------------------	---------	----------------------	---------	-----------------------	---------

The gripping surfaces of the flat-nosed and round-nose pliers are finely notched in order to grip workpieces securely without damaging them.



1000 V AC/  
1500 V DC



1000 V AC/  
1500 V DC

Type	Order No.	<b>UNIFOX-F VDE</b>	1212363	<b>UNIFOX-R VDE</b>	1212364
------	-----------	---------------------	---------	---------------------	---------

\*) Thanks to the optimum positioning of the fulcrums, only a small amount of manual force is required when using these tools.

## UNIFOX universal tools

### Blind rivet pliers

#### UNIFOX-RVT M blind rivet pliers

The pliers have a compact, ergonomic, and angled body, with three inserts for the following rivet diameters:

2.4 - 3.2 mm, 4 mm, and 4.8 - 5.0 mm



For information on blind rivets, visit [www.phoenixcontact.net/products](http://www.phoenixcontact.net/products)

Type	Order No.	UNIFOX-RVT M	1212476		
<b>Rivet, aluminum/steel</b>					
<b>Rivet diameter/length</b>					
2.4/8 mm, for UW 4... terminal blocks	silver			<b>RVT-AL/ST 2,4L/8</b>	3240548
3/6 mm	silver			<b>RVT-AL/ST 3/6</b>	3240504
3/8 mm	silver			<b>RVT-AL/ST 3/8</b>	3240505
3/10 mm	silver			<b>RVT-AL/ST 3/10</b>	3240506
3/12 mm, for UW 10..., UW 16..., RW 5... terminal blocks	silver			<b>RVT-AL/ST 3/12</b>	3240507
3.2/6 mm	silver			<b>RVT-AL/ST 3,2/6</b>	3240509
3.2/8 mm	silver			<b>RVT-AL/ST 3,2/8</b>	3240510
3.2/10 mm	silver			<b>RVT-AL/ST 3,2/10</b>	3240511
3.2/12 mm	silver			<b>RVT-AL/ST 3,2/12</b>	3240512
4/6 mm	silver			<b>RVT-AL/ST 4/6</b>	3240513
4/8 mm	silver			<b>RVT-AL/ST 4/8</b>	3240514
4/10 mm	silver			<b>RVT-AL/ST 4/10</b>	3240515
4/12 mm	silver			<b>RVT-AL/ST 4/12</b>	3240516
4/14 mm, for UW 25..., RW 8... terminal blocks	silver			<b>RVT-AL/ST 4/14</b>	3240517
4.8/6 mm	silver			<b>RVT-AL/ST 4,8/6</b>	3240518
4.8/8 mm	silver			<b>RVT-AL/ST 4,8/8</b>	3240519
4.8/10 mm	silver			<b>RVT-AL/ST 4,8/10</b>	3240520
4.8/12 mm	silver			<b>RVT-AL/ST 4,8/12</b>	3240521
4.8/14 mm	silver			<b>RVT-AL/ST 4,8/14</b>	3240553
4.8/16 mm	silver			<b>RVT-AL/ST 4,8/16</b>	3240522
Rivet nozzle, long, specially designed for rivet 3240548		<b>UNIFOX-RVT M/BIT 2,4 L</b>	1212477		

### Cable binder tools

Tension and cut cable binders in one step with the ergonomic cable binder tools for plastic and stainless steel cable binders. The continuously adjustable tension force is indicated by a scale in the handle area. When the tension force is reached, the remainder is automatically severed for a flush finish.



Type	Order No.	UNIFOX-CT 4,8	1212475	UNIFOX-CT 4,8P	1212609	UNIFOX-CT M 7,9	1212610
Description		For plastic cable binders up to 4.8 mm wide		For plastic cable binders up to 4.8 mm wide		For stainless steel cable binders up to 7.9 mm wide	

### Punch pliers

The nickel-plated punch pliers are equipped with a round mandrel and punch holes 2 mm in diameter. The jaw depth is 30 mm.



Type	Order No.	UNIFOX-HP	1212625		

## CUTFOX cutting tools

### Cable duct cutters

The cable duct cutters can easily cut through ducts and covers up to 75 mm wide. The universal limit stop allows you to make both right-angled and bevel cuts.

The PPS-CD M cable duct cutter cuts ducts and covers up to 125 mm wide and 2.5 mm thick without burring in seconds.



Type	Order No.	CUTFOX-CD	1212474	PPS CD M	1207569
<b>Accessories</b>					
Replacement blade				PPS CD BLADE	1207572
Replacement counter support				PPS CD M COHO	1208995
Workbench				PPS TABLE	1206285
With laminated wood panel 700 x 1200 x 50 mm					

### Profile cutting tools

PPS BASIC I/M is a lightweight profile cutter. PPS STANDARD... and PPS CLASSIC... can be fitted with two stamping bits for round and elongated holes. PPS CLASSIC... with its quick change mechanism is the best choice if hole formats are changed on a frequent basis.



Type	Order No.	PPS BASIC I/M	1207585	PPS STANDARD M	1206175	PPS CLASSIC M	1206243
		With inch/metric measuring rail		With metric measuring rail		With metric measuring rail	
Type	Order No.			PPS STANDARD I/M	1206230	PPS CLASSIC I/M	1206256
				With inch/metric measuring rail		With inch/metric measuring rail	
Description		For standard DIN rails NS15 / NS 35/7,5 / NS 35/15 / NLS-CU 3/10		Each for standard DIN rails NS15 / NS 32 / NS 35/7,5 / NS 35/15 / NLS-CU 3/10 and two hole punches		Each for standard DIN rails NS15 / NS 32 / NS 35/7,5 / NS 35/15 / NLS-CU 3/10 and two hole punches	

#### Accessories

##### Stamping bit for elongated holes

3.5 x 12 mm

4.5 x 12 mm

5.5 x 12 mm

6.5 x 15 mm

PPS-ST (3,5x12)L

1203563

PPS-ST (4,5x12)L

1203534

PPS-ST (5,5x12)L

1202603

PPS-ST (6,5x15)L

1202593

##### Stamping bit for cross holes

3.5 x 12 mm

4.5 x 12 mm

5.5 x 12 mm

6.5 x 15 mm

PPS-ST (3,5x12)Q

1203550

PPS-ST (4,5x12)Q

1203547

PPS-ST (5,5x12)Q

1203411

PPS-ST (6,5x15)Q

1203408

##### Stamping bit for bore holes

3.8 mm Ø

4.3 mm Ø

5.3 mm Ø

6.4 mm Ø

7.0 mm Ø

8.4 mm Ø

PPS-ST (3,8)

1204892

PPS-ST (4,3)

1202616

PPS-ST (5,3)

1202629

PPS-ST (6,4)

1202632

PPS-ST (7,0)

1204889

PPS-ST (8,4)

1202726

##### Hydraulic cylinder

For connection to an existing hydraulic system

Operating pressure: 160 - 220 bar

Single-action with spring reset,  
G1/4" connection thread

PPS HYDRAULIC CYL

1208924

Only for PPS STANDARD

##### Workbench

With laminated wood panel 700 x 1200 x 50 mm

PPS TABLE

1206285

PPS TABLE

1206285

PPS TABLE

1206285

# Stripping tools

## WIREFOX

The WIREFOX product range provides the perfect tool for every form of stripping. WIREFOX precision tools impress with their ergonomic properties and specially hardened blades with special geometries.

### Safe, fast, and clean stripping

Process all types of conductor with standard or special insulation quickly and safely.

- Versatile use, thanks to easily replaceable blade cassettes
- Fatigue-free and non-slip handling, thanks to the ergonomic handle design
- Durable, thanks to high-quality components and materials



### Precise and safe stripping

The WIREFOX stripping tools can strip all types of conductors and cables quickly, precisely, and reliably. Appropriate tools are also available for special types of insulation.



### Easy blade replacement

The design of the pliers allows blade cassettes to be replaced easily, which means that special types of insulation can be processed using a standard tool.



### Multi-stage stripping

The CUTFOX-D CX stripping tools enable multi-stage stripping of data and round cables in a single step. The cable remains undamaged thanks to the central fine adjustment of the stripping blade.





## WIREFOX stripping tools

### Stripping pliers for conductors and cables

<p>WIREFOX stripping pliers feature an automatic adjustment mechanism for a wide range of different types of insulation and conductor diameters. Particularly useful are the integrated wire cutter and the flexibly adjustable limit stop for the stripping length.</p>							
Type	Order No.	<b>WIREFOX 10</b>	1212150	<b>WIREFOX-E 10</b>	1212706	<b>WIREFOX 16</b>	1212155
Conductor / cable	[mm <sup>2</sup> ] / AWG	0.02 – 10 / 34 – 8		0.02 – 10 / 34 – 8		4 – 16 / 12 – 5	
Stripping length up to ...	[mm]	18		18		18	
Insulation type		Standard		Standard		Standard	
Wire cutter solid // stranded	[mm <sup>2</sup> ] / AWG	1.5 / 16 // 10 / 8		1.5 / 16 // 10 / 8		1.5 / 16 // 12 / 8	
<b>Accessories</b>							
Replacement blade		<b>WIREFOX 10/SB</b>	1212152	<b>WIREFOX 10/SB</b>	1212152	<b>WIREFOX 16/SB</b>	1212153
<p>The dies are compatible with all types of pliers and can be replaced in just a few steps. Basic pliers can therefore be used to cover a range of applications.</p>							
Type	Order No.	<b>WIREFOX-E 16</b>	1212707	<b>WIREFOX 4</b>	1212156	<b>WIREFOX-E 4</b>	1212704
Conductor / cable	[mm <sup>2</sup> ] / AWG	4 – 16 / 12 – 5		0.1 – 4 / 28 – 12		0.1 – 4 / 28 – 12	
Stripping length up to ...	[mm]	18		18		18	
Insulation type		Standard		Special insulation, e.g., PTFE		Special insulation, e.g., PTFE	
Wire cutter solid // stranded	[mm <sup>2</sup> ] / AWG	1.5 / 16 // 10 / 8		1.5 / 16 // 10 / 8		1.5 / 16 // 10 / 8	
<b>Accessories</b>							
Replacement blade		<b>WIREFOX 16/SB</b>	1212153	<b>WIREFOX 4/SB</b>	1212151	<b>WIREFOX 4/SB</b>	1212151
<p>The compact, ergonomically shaped WIREFOX 2,5 ensures clean stripping results thanks to the special lamellar blades. Furthermore, it is equipped with a cutter and length stop.</p>							
Type	Order No.	<b>WIREFOX 6SC</b>	1212158	<b>WIREFOX-E 6SC</b>	1212705	<b>WIREFOX 2,5</b>	1212368
Conductor / cable	[mm <sup>2</sup> ] / AWG	1.5 – 6 / 16 – 8		1.5 – 6 / 16 – 8		0.08 – 2.5 / 28 – 14	
Stripping length up to ...	[mm]	18		18		15	
Insulation type		Short-circuit-proof		Short-circuit-proof		Standard	
Wire cutter solid // stranded	[mm <sup>2</sup> ] / AWG	1.5 / 16 // 10 / 8		1.5 / 16 // 10 / 8		2.5 / 14 // 6 / 10	
<b>Accessories</b>							
Replacement blade		<b>WIREFOX 6SC/SB</b>	1212314	<b>WIREFOX 6SC/SB</b>	1212314	<b>WIREFOX 2,5/SB</b>	1212369
Replacement limit stop						<b>WIREFOX 2,5/WS</b>	1212370

## WIREFOX stripping tools

### Stripping pliers for sensor/actuator cables

The WIREFOX SAC is suitable for safely dismantling sensor/actuator (SAC) and similar cables. The specially shaped blade geometries prevent damage to the conductors inside.



Type	Order No.	<b>WIREFOX 16-1</b>	1212157	<b>WIREFOX SAC</b>	1212623	<b>WIREFOX SAC-1</b>	1212757
Conductor / cable diameter	[mm]	6 - 16 mm <sup>2</sup> / AWG: 10 - 5		4.4 - 7		3.2 - 4.4	
Stripping length up to ...	[mm]	Any		Any		Any	
Insulation type		Standard		SAC cables		SAC cables	
<b>Accessories</b>							
Replacement blade		<b>WIREFOX 16-1/SB</b>	1204944				

### Stripping pliers for AS-Interface flat-ribbon conductors

WIREFOX ASI is ideal for fast and precise stripping of AS-Interface flat-ribbon conductors. Due to the shape of the pliers, this tool is also suitable for longer lengths.



Type	Order No.	<b>WIREFOX ASI</b>	1212154	<b>WIREFOX FC</b>	1212619		
Insulation type		AS-Interface flat-ribbon conductor		Flat-ribbon conductors			
Stripping length	[mm]	Any		Any, stripping width up to 12 mm			
Replacement blade		<b>WIREFOX ASI/SB</b>	1208076				

### Stripping pliers for cable cutouts and shield connections

The WIREFOX-D SHIELD is ideal for dismantling cables for cable cutouts, cable tap-offs, and shield connections.



Type	Order No.	<b>WIREFOX-D SHIELD</b>	1212172				
Conductor / cable diameter	[mm]	8 - 9					
Max. insulation thickness	[mm]	1.2					

## WIREFOX stripping tools

### Personalized stripping pliers

Mark your tools with robust laser engraving. Custom marking helps prevent your tools being mixed-up.

**TOOLS  
FOR YOU**



Type	Order No.	<b>WIREFOX 4 CUS</b>	1212762	<b>WIREFOX 6SC CUS</b>	1212763
Description	Personalized stripping tools laser-marked according to customer specifications				

**TOOLS  
FOR YOU**



Type	Order No.	<b>WIREFOX 10 CUS</b>	1212760	<b>WIREFOX 16 CUS</b>	1212761
Description	Personalized stripping tools laser-marked according to customer specifications				

### VDE stripping pliers

The WIREFOX-MP VDE is a multifunctional tool, which is suitable for both stripping and dismantling indoor installation cables, e.g., NYM. The VDE-insulated stripping pliers can be used to strip conductors up to 10 mm<sup>2</sup>. The adjusting screw with locking nut ensures consistent stripping quality in standard production.



Type	Order No.	<b>WIREFOX-MP VDE</b>	1212528	<b>WIREFOX 10 VDE</b>	1212366
Conductor / cable	[mm <sup>2</sup> ] / AWG	0.2 – 10 / 24 – 8		0.2 – 10 / 24 – 8	
Stripping length up to ...	[mm]			20	
Insulation type		Standard		Standard	

## WIREFOX dismantling tools

### Stripping tools for dismantling

The WIREFOX-D 11 dismantling tool strips single and multi-strand signal, control, and fiberglass cables up to 11 mm in diameter. The WIREFOX-D SR 6 is ideal for use with MC 3,4 and SOLAROK contacts, while the WIREFOX-D SR 6-1 is suitable for SUNCLIX field plugs.



Type	Order No.	<b>WIREFOX-D 11</b>	1212160	<b>WIREFOX-D SR 6</b>	1212507	<b>WIREFOX-CX 6,35</b>	1212733
				<b>WIREFOX-D SR 6-1</b>	1212511		
Conductor/cable diameter	[mm]	2.5 – 11					
Max. insulation thickness	[mm]	1.0					
Conductor	[mm <sup>2</sup> ]			2.5 – 6		RG 59 and RG 6	
Stripping length	[mm]	Any		8.5 / 15		6.35	
Replacement blade		<b>WIREFOX-D 11/SB</b>	1212312				

The WIREFOX-D 13 stripping tool is used for dismantling NYM cables up to 5 x 2.5 mm<sup>2</sup> with round and longitudinal cuts and to strip single wires from 0.2 to 4 mm<sup>2</sup>. The WIREFOX-D 16 is used for fiber optic cables in particular.



Type	Order No.	<b>WIREFOX-D 13</b>	1212162	<b>WIREFOX-D 16</b>	1212173	<b>WIREFOX-D 28</b>	1212174
Conductor/cable diameter	[mm]	8 – 13		4 – 16		8 – 28	
Max. insulation thickness	[mm]	–		–		–	

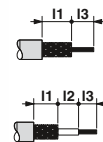
The WIREFOX-D 40 stripping tool is used to dismantle cables up to 40 mm in diameter. The swivel blade can be used to make round, longitudinal, and spiral cuts. The special blade can also be used to remove special types of insulation professionally and in a durable manner.



Type	Order No.	<b>WIREFOX-D 40</b>	1212161				
Conductor/cable diameter	[mm]	4.5 – 40					
Max. insulation thickness	[mm]	4.5					
Replacement blade		<b>WIREFOX-D 40/SB</b>	1212313				

### Stripping tools for multi-stage dismantling of coaxial cables

The WIREFOX-D CX ... stripping tools allow you to easily perform multi-stage stripping of data and round cables in a single step. The cable remains undamaged thanks to the central fine adjustment of the stripping blade. The blade cassettes are compatible with the respective tool.



Type	Order No.			<b>Accessories - replacement blade</b>			
2-stage/strip-off dimension l1 = 6.0 mm		<b>WIREFOX-D CX-1</b>	1212163	<b>WIREFOX-D CX-1/SB</b>	1212303		
2-stage/strip-off dimension l1 = 9.2 mm		<b>WIREFOX-D CX-2</b>	1212164	<b>WIREFOX-D CX-2/SB</b>	1212304		
2-stage/strip-off dimension l1 = 12 mm		<b>WIREFOX-D CX-3</b>	1212165	<b>WIREFOX-D CX-3/SB</b>	1212305		
2-stage/strip-off dimension l1 = 6.8 mm		<b>WIREFOX-D CX-4</b>	1212166	<b>WIREFOX-D CX-4/SB</b>	1212306		
3-stage/strip-off dimension l1 = 5.5 mm and l2 = 5.5 mm		<b>WIREFOX-D CX-5</b>	1212167	<b>WIREFOX-D CX-5/SB</b>	1212307		
3-stage/strip-off dimension l1 = 2.7 mm and l2 = 8.3 mm		<b>WIREFOX-D CX-6</b>	1212168	<b>WIREFOX-D CX-6/SB</b>	1212308		
3-stage/strip-off dimension l1 = 6.0 mm and l2 = 6.0 mm		<b>WIREFOX-D CX-7</b>	1212169	<b>WIREFOX-D CX-7/SB</b>	1212309		
3-stage/strip-off dimension l1 = 2.5 mm and l2 = 6.8 mm		<b>WIREFOX-D CX-8</b>	1212170	<b>WIREFOX-D CX-8/SB</b>	1212310		
3-stage/strip-off dimension l1 = 3.5 mm and l2 = 7.5 mm		<b>WIREFOX-D CX-9</b>	1212171	<b>WIREFOX-D CX-9/SB</b>	1212311		

# Portable crimping device

## CRIMPHANDY

The product innovation for switchgear manufacturing: the CRIMPHANDY.

You can strip and crimp your conductors in under two seconds using this portable hand-held device: 75% faster than before. Automatic monitoring functions ensure optimum, high-quality crimping every time.

### Simply the best

The Crimphandy is the small and compact hand-held stripping and crimping device. The Crimphandy strips, fits a ferrule, and crimps in a single step.

- Time saving of up to 75%, thanks to combining steps and very easy operation
- Consistent optimum results, thanks to automatic monitoring functions
- Unlimited mobile use, thanks to battery operation and supply magazine



### Easy operation

The automatic stripping and crimping function simplifies device operation. Insert an unprocessed conductor, automatically strip and crimp it – and you're done! Incorrect cross sections are detected. The device indicates its operating state at all times via colored LEDs.



### Mobile use

The Crimphandy has a powerful, easy-to-replace lithium-ion polymer battery for up to 2000 crimping operations. This means it is ready to use for several days. The fast charger provided with the device charges the battery to full capacity in just one hour.



### Uninterrupted work

Ferrules are automatically fed in, in strip form, via the integrated magazine, enabling multiple conductors to be crimped one after another without interruption. The easy-to-remove collecting chamber for discarded insulation ensures a clean working environment. The device can therefore also be used inside a control cabinet.



## CRIMPHANDY portable crimping device



### CRIMPHANDY

Portable crimping device for processing standard PVC cables with insulated ferrules.



Type	Order No.	CF CRIMPHANDY 1,5	1212466	CF CRIMPHANDY 1,0	1212465
Weight [g]		425		425	
Conductor [mm <sup>2</sup> ]		1.5		1	
Working cycle [s]		< 2		< 2	
Crimping		Square crimp		Square crimp	
Dimensions W x H x L [mm]		42 x 67 x 200		42 x 67 x 200	
Description		<b>Portable crimping device</b> , battery-powered, for 1.0 mm <sup>2</sup> ferrules, incl. battery and charger, 100 - 240 V, CUTFOX 12 (1212128), in a robust plastic case		<b>Portable crimping device</b> , battery-powered, for 1.0 mm <sup>2</sup> ferrules, incl. battery and charger, 100 - 240 V, CUTFOX 12 (1212128), in a robust plastic case	
<b>Taped ferrules</b> , 8 mm, with plastic sleeve, 20 strips of 50 pcs.					
Black, DIN 46228-7		<b>AI 1,5-8 BK-S</b>	1212524		
Red, special color		<b>AI 1,5-8 RD-S</b>	1212781		
Red, DIN 46228-6				<b>AI 1,0-8 RD-S</b>	1212523
Yellow, special color				<b>AI 1,0-8 YE-S</b>	1212782
<b>Accessories</b>					
<b>Replacement battery</b> , for CF CRIMPHANDY..., Li-ion 7.4 V, 0.76 Ah		<b>CF CRIMPHANDY/ACCU AH</b>	1212518	<b>CF CRIMPHANDY/ACCU AH</b>	1212518
<b>Replacement charger</b> , for CF CRIMPHANDY..., 100 - 240 V AC		<b>CF CRIMPHANDY/CHARGER</b>	1212519	<b>CF CRIMPHANDY/CHARGER</b>	1212519



## CRIMPHANDY portable crimping device



### CRIMPHANDY

Portable crimping device for processing standard PVC cables with insulated ferrules.



Type	Order No.	CF CRIMPHANDY 0,75*	1212464	CF CRIMPHANDY 0,5*	1212463
Weight [g]		425		425	
Conductor [mm <sup>2</sup> ]		0.75		0.5	
Working cycle [s]		< 2		< 2	
Crimping		Square crimp		Square crimp	
Dimensions W x H x L [mm]		42 x 67 x 200		42 x 67 x 200	
Description		<b>Portable crimping device</b> , battery-powered, for 0.75 mm <sup>2</sup> ferrules, incl. battery and charger, 100 - 240 V, CUTFOX 12 (1212128), in a robust plastic case		<b>Portable crimping device</b> , battery-powered, for 0.5 mm <sup>2</sup> ferrules, incl. battery and charger, 100 - 240 V, CUTFOX 12 (1212128), in a robust plastic case	
<b>Taped ferrules</b> , 8 mm, with plastic sleeve, 20 strips of 50 pcs.					
Gray, DIN 46228-5		<b>AI 0,75-8 GY-S</b>	1212522		
Blue NF C63-023		<b>AI 0,75-8 BU-S</b>	1212785		
White, special color		<b>AI 0,75-8 WH-S</b>	1212783		
White, DIN 46228-4				<b>AI 0,5-8 WH-S</b>	1212521
Orange, special color				<b>AI 0,5-8 OG-S</b>	1212784
<b>Accessories</b>					
<b>Replacement battery</b> , for CF CRIMPHANDY..., Li-ion 7.4 V, 0.76 Ah		<b>CF CRIMPHANDY/ACCU AH</b>	1212518	<b>CF CRIMPHANDY/ACCU AH</b>	1212518
<b>Replacement charger</b> , for CF CRIMPHANDY..., 100 - 240 V AC		<b>CF CRIMPHANDY/CHARGER</b>	1212519	<b>CF CRIMPHANDY/CHARGER</b>	1212519

\*) Available 4th quarter of 2014

# Crimping tools

## CRIMPFOX

The extensive CRIMPFOX product range offers the professional user a new generation of crimping pliers. A special power transmission method reduces the amount of manual force required by 25% at maximum crimping pressure. The optimum handle geometry makes for light work. The integrated pressure lock ensures long-term stable, high-quality, gas-tight crimping.

### Professional crimping

Mechanical crimping pliers can be used to crimp all types of contact safely and effortlessly.

- Maximum flexibility, thanks to interchangeable dies
- Easy handling, due to the ergonomic handle design
- Durable, thanks to high-quality components and raw materials



### Professional crimping

Depending on the area of application, you can choose between tools with lateral or front crimp entry.



### High-quality crimping

Precise dies and an integrated pressure lock ensure long-term stable, gas-tight crimping. The pressure lock makes sure that the crimp cycle is carried out in full. If required, it can be unlocked with one hand.




### One for all

With their interchangeable dies, the CRIMPFOX series of universal crimping pliers can be used to process a wide range of contacts up to 120 mm<sup>2</sup>. The dies can be changed without the need for additional tools.




## Overview of crimping tools for ferrules, connectors, and more


### Ferrules for insulated and uninsulated contacts

	Crimping tool designation	Order No.	Conductor cross section [mm <sup>2</sup> ]	Conductor cross section [AWG]	Page
	<b>CRIMPFOX 2,5-M</b>	1212719	0.25 – 2.5	24 – 14	<b>30</b>
<b>CRIMPFOX 6</b>	1212034	0.25 – 6	24 – 10	<b>30</b>	
<b>CRIMPFOX 6-M</b>	1212720	0.25 – 6	24 – 10	<b>30</b>	
<b>CRIMPFOX 6S-F</b>	1212043	0.5 – 6	20 – 10	<b>30</b>	
<b>CRIMPFOX 6T</b>	1212037	0.25 – 6	24 – 10	<b>30</b>	
<b>CRIMPFOX 6T-F</b>	1212038	0.25 – 6	24 – 10	<b>30</b>	
<b>CRIMPFOX 10</b>	1212721	4 – 10	12 – 8	<b>30</b>	
<b>CRIMPFOX 10S</b>	1212045	0.14 – 10	25 – 7	<b>30</b>	
<b>CRIMPFOX 6H</b>	1212046	0.14 – 6	25 – 10	<b>30</b>	
<b>CRIMPFOX 25R</b>	1212039	10 – 25	8 – 4	<b>30</b>	
<b>CRIMPFOX 50R</b>	1212041	35 – 50	2 – 1	<b>30</b>	


### Cable lugs and connectors

	Crimping tool designation	Order No.	Conductor cross section [mm <sup>2</sup> ]	Conductor cross section [AWG]	Page
	<b>CRIMPFOX-RCI 1</b>	1212055	0.14 – 1	26 – 18	<b>31</b>
<b>CRIMPFOX-RCI 1-M</b>	1212727	0.14 – 1	26 – 18	<b>31</b>	
<b>CRIMPFOX-RCI 2,5</b>	1212053	0.75 – 2.5	20 – 14	<b>31</b>	
<b>CRIMPFOX-RCI 2,5-M</b>	1212728	0.75 – 2.5	20 – 14	<b>31</b>	
<b>CRIMPFOX-RCI 6</b>	1212057	0.75 – 6	20 – 10	<b>31</b>	
<b>CRIMPFOX-RCI 6-M</b>	1212730	0.75 – 6	20 – 10	<b>31</b>	
<b>CRIMPFOX-RCI DIN 6</b>	1212729	0.75 – 6	20 – 10	<b>31</b>	
<b>CRIMPFOX-RCI 6-1</b>	1212059	0.75 – 6	20 – 10	<b>31</b>	
<b>CRIMPFOX-HS 6</b>	1212722	0.5 – 6	20 – 10	<b>31</b>	


### Uninsulated cable lugs

	Crimping tool designation	Order No.	Conductor cross section [mm <sup>2</sup> ]	Conductor cross section [AWG]	Page
	<b>CRIMPFOX RC 2,5</b>	1212063	0.75 – 2.5	22 – 14	<b>32</b>
<b>CRIMPFOX-RC 2,5-M</b>	1212723	0.75 – 2.5	22 – 14	<b>32</b>	
<b>CRIMPFOX-RC 6</b>	1212710	0.5 – 6	20 – 10	<b>32</b>	
<b>CRIMPFOX-RC 6-M</b>	1212724	0.5 – 6	20 – 10	<b>32</b>	
<b>CRIMPFOX RC 10</b>	1212061	4 – 10	12 – 8	<b>32</b>	
<b>CRIMPFOX RC 25</b>	1212065	10 – 25	8 – 4	<b>32</b>	
<b>CRIMPFOX-RCT 16 (tubular cable lug)</b>	1212731	4 – 16	12 – 4	<b>32</b>	
<b>CRIMPFOX RCT 25-1 (tubular cable lug)</b>	1212066	10 – 25	8 – 4	<b>32</b>	
<b>CRIMPFOX-RCT 70 (tubular cable lug)</b>	1212732	10 – 70	8 – 00	<b>32</b>	

### Uninsulated slip-on sleeves


	Crimping tool designation	Order No.	Conductor cross section [mm <sup>2</sup> ]	Conductor cross section [AWG]	Page
	<b>CRIMPFOX-SC 1,5</b>	1212048	0.1 – 1.5	26 – 16	<b>33</b>
<b>CRIMPFOX-SC 1,5-M</b>	1212725	0.1 – 1.5	26 – 16	<b>33</b>	
<b>CRIMPFOX-SC 6L</b>	1212052	0.5 – 6	22 – 10	<b>33</b>	
<b>CRIMPFOX-SC 6</b>	1212050	0.5 – 6	22 – 10	<b>33</b>	
<b>CRIMPFOX-SCA 2,5-M</b>	1212726	1 – 2.5	18 – 14	<b>33</b>	

### Turned contacts


	Crimping tool designation	Order No.	Conductor cross section [mm <sup>2</sup> ]	Conductor cross section [AWG]	Page
	<b>CRIMPFOX-TC 4</b>	1212113	0.5 – 4	22 – 12	<b>33</b>
<b>CRIMPFOX-TC 10</b>	1212114	4 – 10	12 – 8	<b>33</b>	
<b>CRIMPFOX-TC MP</b>	1212510	0.08 – 2.5	28 – 14	<b>33</b>	

## Overview of crimping tools for ferrules, connectors, and more


### Coaxial connectors/fiber optic connector

	Crimping tool designation	Order No.	Hex wrench width across flats [mm]	Page
	<b>CRIMPFOX-FO 5,41</b>	1212099	3.25 / 3.84 / 4.52 / 5.0 / 5.41	<b>33</b>
<b>CRIMPFOX-CX 4,52</b>	1212094	1.69 / 3.25 / 4.52	<b>34</b>	
<b>CRIMPFOX-CX 6,48</b>	1212095	1.69 / 5.41 / 6.48	<b>34</b>	
<b>CRIMPFOX-CX 9,14</b>	1212096	1.73 / 8.23 / 9.14	<b>34</b>	
<b>CRIMPFOX-CX 10,54</b>	1212097	2.54 / 10.54	<b>34</b>	
<b>CRIMPFOX-CX 10,90</b>	1212098	2.54 / 10.90	<b>34</b>	
<b>CRIMPFOX-CX 4,52-M</b>	1212713	1.69 / 3.25 / 4.52	<b>34</b>	
<b>CRIMPFOX-CX 5,41-M</b>	1212712	0.7 / 1.07 / 1.69 / 3.25 / 4.52 / 5.41	<b>34</b>	
<b>CRIMPFOX-CX 6,48-M</b>	1212714	1.69 / 5.41 / 6.48	<b>34</b>	
<b>CRIMPFOX-CX 7,06 HD-M</b>	1212718	1.04 / 4.52 / 6.48 / 7.06	<b>34</b>	
<b>CRIMPFOX-CX 10,90-1</b>	1212715	1.69 / 2.54 / 5.41 / 10.90	<b>34</b>	


### D-SUB contacts

	Crimping tool designation	Order No.	Conductor cross section [mm <sup>2</sup> ]	Conductor cross section [AWG]	Page
	<b>CRIMPFOX-DSUB 5</b>	1212111	0.08 – 0.5	28 – 22	<b>35</b>
<b>CRIMPFOX-DSUB 5-1</b>	1212711	0.05 – 0.5	30 – 22	<b>35</b>	


### Crimp snap-in contacts

	Crimping tool designation	Order No.	Conductor cross section [mm <sup>2</sup> ]	Conductor cross section [AWG]	Page
	<b>CRIMPFOX MT 2,5</b>	1204038	0.5 – 2.5	20 – 12	<b>35</b>


### Solar connectors

	Crimping tool designation	Order No.	Conductor cross section [mm <sup>2</sup> ]	Conductor cross section [AWG]	Page
	<b>CRIMPFOX-SR 6-1</b>	1212467	2.5 – 6	14 – 10	<b>35</b>
<b>CRIMPFOX-SR 6-2</b>	1212468	2.5 – 6	14 – 10	<b>35</b>	
<b>CRIMPFOX-SR 6-3</b>	1212469	2.5 – 6	14 – 10	<b>35</b>	

### Coaxial CATV connectors

	Crimping tool designation	Order No.	Conductor	Page
	<b>CRIMPFOX-CATV 8,23</b>	1212716	1.69 / 8.23	<b>35</b>
<b>CRIMPFOX-CATV 8,23-1</b>	1212717	6.65 / 8.23 / 9.70	<b>35</b>	

### Data plug

	Crimping tool designation	Order No.	Page
	<b>CRIMPFOX-C D</b>	1212734	<b>36</b>

# CRIMPFOX crimping tools



## Crimping pliers for ferrules

The self-adjusting die of the crimping pliers automatically adapts to the size of the connector and impresses with its quick and reliable contact processing method.

							
<b>Type</b>	Order No.	<b>CRIMPFOX 6S-F</b>	1212043	<b>CRIMPFOX 6</b>	1212034	<b>CRIMPFOX 2,5-M</b>	1212719
<b>Conductor</b>	[mm <sup>2</sup> ] / AWG	0.5 – 6 / 20 – 10		0.25 – 6 / 24 – 10		0.25 – 2.5 / 24 – 14	

### Accessories

<b>Replacement die</b>		<b>CRIMPFOX 6/DIE</b>	1212035			
<b>Replacement recuperating spring</b>	<b>CRIMPFOX/SPR-3</b>	1212036	<b>CRIMPFOX/SPR-3</b>	1212036	<b>CRIMPFOX/SPR-1</b>	1212069

The CRIMPFOX pliers are equipped with a pressure lock (unlockable). The innovative design and ergonomically shaped handles reduce the amount of force required.

							
<b>Type</b>	Order No.	<b>CRIMPFOX 6-M</b>	1212720	<b>CRIMPFOX 6T</b>	1212037	<b>CRIMPFOX 6T-F</b>	1212038
<b>Conductor</b>	[mm <sup>2</sup> ] / AWG	0.25 – 6 / 24 – 10		0.25 – 6 / 24 – 10		0.25 – 6 / 24 – 10	

### Accessories

<b>Replacement recuperating spring</b>	<b>CRIMPFOX/SPR-1</b>	1212069	<b>CRIMPFOX/SPR-1</b>	1212069	<b>CRIMPFOX/SPR-1</b>	1212069
--	-----------------------	---------	-----------------------	---------	-----------------------	---------

The crimping pliers are used to process ferrules up to 50 mm<sup>2</sup>. The ergonomically designed handles and the optimized mechanical transmission ensure an optimum grip and reduce the amount of force required by 25%.

							
<b>Type</b>	Order No.	<b>CRIMPFOX 10</b>	1212721	<b>CRIMPFOX 25R</b>	1212039	<b>CRIMPFOX 50R</b>	1212041
<b>Conductor</b>	[mm <sup>2</sup> ] / AWG	4 – 10 / 12 – 8		10 – 25 / 8 – 4		35 – 50 / 2 – 1	

### Accessories

<b>Replacement die</b>		<b>CRIMPFOX 25R/DIE</b>	1212040	<b>CRIMPFOX 50R/DIE</b>	1212042	
<b>Replacement recuperating spring</b>	<b>CRIMPFOX/SPR-1</b>	1212069	<b>CRIMPFOX/SPR-1</b>	1212069	<b>CRIMPFOX/SPR-1</b>	1212069

These compact crimping pliers have been designed to reduce effort when working. The way in which the handles and the die are arranged means that the ferrules can be fitted however the tool is held.

					
<b>Type</b>	Order No.	<b>CRIMPFOX 10S</b>	1212045	<b>CRIMPFOX 6H</b>	1212046
<b>Conductor</b>	[mm <sup>2</sup> ] / AWG	0.14 – 10 / 25 – 7		0.14 – 6 / 25 – 10	

### Accessories

<b>Replacement recuperating spring</b>	<b>CRIMPFOX/SPR-2</b>	1212047	<b>CRIMPFOX/SPR-2</b>	1212047	
--	-----------------------	---------	-----------------------	---------	--

# CRIMPFOX crimping tools



## Crimping pliers for insulated cable lugs and connectors

The color-coded dies for the CRIMPFOX RCI pliers clearly indicate the cross section. The precision-manufactured dies ensure consistently high levels of quality during contact processing.

<b>Accessories</b>			
<b>Replacement die</b>	<b>CRIMPFOX-RCI 1/DIE</b> 1212056	<b>CRIMPFOX-RCI 2,5/DIE</b> 1212054	

The RCI...M crimping pliers have a compact frame. The actuation force required is kept to a minimum, thanks to the optimized leverage.




<b>Accessories</b>			
<b>Replacement die</b>			<b>CRIMPFOX-RCI 6/DIE</b> 1212058

Even large cross sections can be processed easily and with very little force using this series of pliers. The obligatory pressure lock ensures consistent high-quality results every time.

<b>Accessories</b>			
<b>Replacement die</b>	<b>CRIMPFOX-RCI 6/DIE</b> 1212058	<b>CRIMPFOX-RCI 6-1/DIE</b> 1212290	<b>CRIMPFOX-RCI 6/DIE</b> 1212058

The CRIMPFOX-HS 6 is suitable for crimping shrink connectors.


	  		

## CRIMPFOX crimping tools



### Crimping pliers for uninsulated cable lugs and tubular cable lugs

The CRIMPFOX RC crimping pliers are used to process uninsulated cable lugs. They have an unlockable pressure lock and marked die stations for precise processing of corresponding cross sections.



<b>Type</b>	Order No.	<b>CRIMPFOX-RC 2,5</b>	1212063	<b>CRIMPFOX-RC 6</b>	1212710
<b>Conductor</b>	[mm <sup>2</sup> ] / AWG	0.75 – 2.5 / 22 – 14		0.5 – 6 / 20 – 10	

#### Accessories

<b>Replacement die</b>	<b>CRIMPFOX-RC 2,5/DIE</b>	1212064			
------------------------	----------------------------	---------	--	--	--

The CRIMPFOX RC ...M crimping pliers have a compact frame. The actuation force required is kept to a minimum during work, thanks to the optimized leverage.



<b>Type</b>	Order No.	<b>CRIMPFOX-RC 2,5-M</b>	1212723	<b>CRIMPFOX-RC 6-M</b>	1212724
<b>Conductor</b>	[mm <sup>2</sup> ] / AWG	0.75 – 2.5 / 22 – 14		0.5 – 6 / 20 – 10	

With the CRIMPFOX RC... pliers the actuation force required is kept to a minimum during work, even with larger cross sections, thanks to the optimized leverage. The CRIMPFOX RC... and RC... M pliers have a pressure lock that can be unlocked without additional tools.



<b>Type</b>	Order No.	<b>CRIMPFOX-RC 10</b>	1212061	<b>CRIMPFOX-RC 25</b>	1212065
<b>Conductor</b>	[mm <sup>2</sup> ] / AWG	4 – 10 / 12 – 8		10 – 25 / 8 – 4	

#### Accessories

<b>Replacement die</b>	<b>CRIMPFOX-RC 10/DIE</b>	1212062	<b>CRIMPFOX-RC 25/DIE</b>	1212299	
------------------------	---------------------------	---------	---------------------------	---------	--

The CRIMPFOX-RCT crimping pliers are used to process standard tubular cable lugs.



<b>Type</b>	Order No.	<b>CRIMPFOX-RCT 25-1</b>	1212066	<b>CRIMPFOX-RCT 16</b>	1212731	<b>CRIMPFOX-RCT 70</b>	1212732
<b>Conductor</b>	[mm <sup>2</sup> ] / AWG	10 – 25 / 8 – 4		4 – 16 / 12 – 4		10 – 70 / 8 – 00	

#### Accessories

<b>Replacement die</b>	<b>CRIMPFOX-RCT 25/DIE</b>	1212300			
------------------------	----------------------------	---------	--	--	--



## CRIMPFOX crimping tools



### Crimping pliers for uninsulated slip-on sleeves

The CRIMPFOX-SC... crimping pliers are used to process uninsulated slip-on blade connectors and slip-on sleeves up to 6 mm<sup>2</sup>. The marked die stations enable precise processing. The CRIMPFOX-SCA 2,5-M is designed for processing angled slip-on sleeves.

  	  	  	Type	Order No.	<b>CRIMPFOX-SC 1,5</b>	1212048	<b>CRIMPFOX-SC 1,5-M</b>	1212725	<b>CRIMPFOX-SCA 2,5-M</b>	1212726
			Conductor	[mm <sup>2</sup> ] / AWG	0.1 – 1.5 / 26 – 16	0.1 – 1.5 / 26 – 16	1 – 2.5 / 18 – 14			

#### Accessories

Replacement die	<b>CRIMPFOX-SC 1,5/DIE</b>	1212049		
Replacement recuperating spring	<b>CRIMPFOX/SPR-3</b>	1212036	<b>CRIMPFOX/SPR-1</b>	1212069
			<b>CRIMPFOX/SPR-1</b>	1212069

The CRIMPFOX-SC 6L is equipped with a locator as an additional positioning aid.

  	  		Type	Order No.	<b>CRIMPFOX-SC 6</b>	1212050	<b>CRIMPFOX-SC 6L</b>	1212052	
			Conductor	[mm <sup>2</sup> ] / AWG	0.5 – 6 / 22 – 10	0.5 – 6 / 22 – 10			

#### Accessories

Replacement die	<b>CRIMPFOX-SC 6/DIE</b>	1212051	<b>CRIMPFOX-SC 6/DIE</b>	1212051
Replacement recuperating spring	<b>CRIMPFOX/SPR-1</b>	1212069	<b>CRIMPFOX/SPR-1</b>	1212069



### Crimping pliers for turned contacts

The CRIMPFOX-TC... crimping pliers are used to process turned contacts up to 10 mm<sup>2</sup>. The integrated locator enables contacts with pin diameters of 1.6, 2.5, and 4 mm to be positioned precisely in the die.

  	  	  	Type	Order No.	<b>CRIMPFOX-TC 4</b>	1212113	<b>CRIMPFOX-TC 10</b>	1212114	<b>CRIMPFOX-TC MP</b>	1212510
			Conductor	[mm <sup>2</sup> ] / AWG	0.5 – 4 / 22 – 12	4 – 10 / 12 – 8	0.08 – 2.5 / 28 – 14			




#### Accessories

Replacement die	<b>CRIMPFOX-TC 4/DIE</b>	1212295	<b>CRIMPFOX-TC 10/DIE</b>	1212296
Replacement recuperating spring	<b>CRIMPFOX/SPR-1</b>	1212069	<b>CRIMPFOX/SPR-1</b>	1212069



### Crimping pliers for fiber optic connectors

The CRIMPFOX-FO is used to process fiber optic connectors. The five marked die stations enable precise processing of different contact sizes.

  			Type	Order No.	<b>CRIMPFOX-FO 5,41</b>	1212099		
	Hex wrench width across flats			Die stations 1 / 2 / 3 / 4 / 5	[mm]	3.25 / 3.84 / 4.52 / 5.0 / 5.41		

#### Accessories


Replacement die	<b>CRIMPFOX-FO 5,41/DIE</b>	1212294		
-----------------	-----------------------------	---------	--	--

# CRIMPFOX crimping tools



## Crimping pliers for coaxial connectors

The CRIMPFOX-CX... crimping pliers are used to process coaxial connectors. Equipped with a pressure lock, the pliers provide consistently high-quality crimping. For 2 and 3-stage stripping tools, see page 21.




Type	Order No.	<b>CRIMPFOX-CX 4,52</b>	1212094	<b>CRIMPFOX-CX 6,48</b>	1212095	<b>CRIMPFOX-CX 7,06 HD-M</b>	1212718
Hex wrench width across flats							
Die stations 1 / 2 / 3	[mm]	1.69 / 3.25 / 4.52		1.69 / 5.41 / 6.48		1.04 / 4.52 / 6.48 / 7.06	

### Accessories

Replacement die		<b>CRIMPFOX-CX 4,52/DIE</b>	1212284	<b>CRIMPFOX-CX 6,48/DIE</b>	1212286		
-----------------	--	-----------------------------	---------	-----------------------------	---------	--	--

The innovative mechanical design of these pliers means that up to 25% less force is required compared to conventional pliers.



Type	Order No.	<b>CRIMPFOX-CX 9,14</b>	1212096	<b>CRIMPFOX-CX 10,54</b>	1212097	<b>CRIMPFOX-CX 10,90</b>	1212098
Hex wrench width across flats							
Die stations 1 / 2	[mm]	1.73 / 8.23 / 9.14		2.54 / 10.54		2.54 / 10.90	

### Accessories


Replacement die		<b>CRIMPFOX-CX 9,14/DIE</b>	1212293	<b>CRIMPFOX-CX 10,54/DIE</b>	1212291	<b>CRIMPFOX-CX 10,90/DIE</b>	1212292
-----------------	--	-----------------------------	---------	------------------------------	---------	------------------------------	---------

The CRIMPFOX-CX...-M pliers have an extremely compact body.



Type	Order No.	<b>CRIMPFOX-CX 4,52-M</b>	1212713	<b>CRIMPFOX-CX 5,41-M</b>	1212712	<b>CRIMPFOX-CX 6,48-M</b>	1212714
Hex wrench width across flats							
Die stations 1 / 2 / 3 / 4 / 5 / 6	[mm]	1.69 / 3.25 / 4.52		0.7 / 1.07 / 1.69 / 3.25 / 4.52 / 5.41		1.69 / 5.41 / 6.48	

In the case of the CRIMPFOX-CX... crimping pliers, the conductor is inserted laterally.



Type	Order No.	<b>CRIMPFOX-CX 10,90-1</b>	1212715				
Hex wrench width across flats							
Die stations 1 / 2 / 3 / 4	[mm]	1.69 / 2.54 / 5.41 / 10.90					

## CRIMPFOX crimping tools



### Crimping pliers for D-SUB contacts

The CRIMPFOX-D SUB crimping pliers with integrated contact locator are used to process high-density and D-SUB 1 contacts from 0.08 - 0.5 mm<sup>2</sup>.



Type	Order No.	<b>CRIMPFOX-DSUB 5</b>	1212111	<b>CRIMPFOX-DSUB 5-1</b>	1212711
Conductor	[mm <sup>2</sup> ] / AWG	0.08 – 0.5 / 28 – 22		0.05 – 0.5 / 30 – 22	

#### Accessories

Replacement die	<b>CRIMPFOX-DSUB 5/DIE</b>	1212287			
-----------------	----------------------------	---------	--	--	--



### Crimping pliers for crimp snap-in contacts

The CRIMPFOX MT 2,5 is designed for the following Phoenix Contact contacts from the COMBICON product range:

- 3190564 MSTBC-MT 0,5-1,0
- 3190551 MSTBC-MT 1,5-2,5
- 3190577 ICC-MT 0,5-1,0
- 3190580 ICC-MT 1,5-2,5
- 3190438 STG-MTN 0,5-1,0
- 3190506 STG-MTN 1,5-2,5



Type	Order No.	<b>CRIMPFOX MT 2,5</b>	1204038		
Conductor	[mm <sup>2</sup> ] / AWG	0.5 – 2.5 / 20 – 12			

#### Accessories

Replacement die	<b>CRIMPFOX MT 2,5 DIE</b>	1208050			
-----------------	----------------------------	---------	--	--	--



### Crimping pliers for solar connectors

The CRIMPFOX-SR 6 pliers are used to process MC3 and MC4 solar connectors from Multi-Contact and SOLARLOK connectors from Tyco. An integrated locator enables easy processing with optimum crimping results.



Type	Order No.	<b>CRIMPFOX-SR 6-1</b>	1212467	<b>CRIMPFOX-SR 6-2</b>	1212468	<b>CRIMPFOX-SR 6-3</b>	1212469
Conductor	[mm <sup>2</sup> ]	2.5 – 6		2.5 – 6		2.5 – 6	
For solar connectors		MC3		MC4		SOLARLOK	



### Crimping pliers for coaxial CATV connectors

The precision-manufactured dies enable optimum crimping of CATV contacts.



Type	Order No.	<b>CRIMPFOX-CATV 8,23</b>	1212716	<b>CRIMPFOX-CATV 8,23-1</b>	1212717
Conductor	[mm]	1.69 / 8.23		6.65 / 8.23 / 9.70	

## CRIMPFOX crimping tools



### Universal pliers for data plugs for accommodating various dies

The CRIMPFOX-C D is a universal tool for use with data plugs. One of its key features is the way the dies can be quickly replaced without the need for tools.



Type	Order No.	<b>CRIMPFOX-C D</b>	1212734		
Die for unshielded RJ11 connectors				<b>CRIMPFOX-C RJ11/DIE</b>	1212735
Die for unshielded RJ22 connectors				<b>CRIMPFOX-C RJ22/DIE</b>	1212736
Die for unshielded RJ45 connectors				<b>CRIMPFOX-C RJ45/DIE</b>	1212737
Die for unshielded RJ45 connectors, universal				<b>CRIMPFOX-C RJ45U/DIE</b>	1212738
Die, 10-pos.				<b>CRIMPFOX-C 10P/DIE</b>	1212739
Die for DEC MML connectors				<b>CRIMPFOX-C MMJ/DIE</b>	1212740

### Personalized CRIMPFOX pliers for ferrules, cable lugs, and connectors

Get your tools marked with robust laser engraving. Custom laser engraving helps prevent your tools being mixed-up or stolen.

**TOOLS FOR YOU**



Type	Order No.	<b>CRIMPFOX 6H CUS</b>	1212768	<b>CRIMPFOX 6 CUS</b>	1212767	<b>CRIMPFOX 6T-F CUS</b>	1212771
Type	Order No.	<b>CRIMPFOX 10S CUS</b>	1212764	<b>CRIMPFOX 6S-F CUS</b>	1212769	<b>CRIMPFOX 6T CUS</b>	1212770
Connector		Ferrules		Ferrules		Ferrules	

Through laser engraving, Phoenix Contact makes a tool your tool.

**TOOLS FOR YOU**



Type	Order No.	<b>CRIMPFOX 25R CUS</b>	1212765	<b>CRIMPFOX-RCI 1 CUS</b>	1212772	<b>CRIMPFOX-RCI 6 CUS</b>	1212774
Type	Order No.	<b>CRIMPFOX 50R CUS</b>	1212766	<b>CRIMPFOX-RCI 2,5 CUS</b>	1212773	<b>CRIMPFOX-RCI 6-1 CUS</b>	1212775
Connector		Ferrules		Insulated cable lugs		Insulated cable lugs	

The personalized crimping tools correspond to the CRIMPFOX pliers on pages 30 - 32.

**TOOLS FOR YOU**



Type	Order No.	<b>CRIMPFOX-RC 2,5 CUS</b>	1212777	<b>CRIMPFOX-RC 10 CUS</b>	1212776	<b>CRIMPFOX-SC 1,5 CUS</b>	1212779
Type	Order No.			<b>CRIMPFOX-RC 25 CUS</b>	1212778	<b>CRIMPFOX-SC 6 CUS</b>	1212780
Connector		Uninsulated cable lugs		Uninsulated cable lugs		Slip-on blade connectors/sleeves	

# CRIMPFOX crimping tools

## Universal pliers for accommodating various crimp inserts

One of the key features of the CRIMPFOX-M crimping pliers is the way the crimp inserts can be quickly replaced without the need for tools. The variety of inserts makes them a space-saving universal tool for all applications.



Type	Order No.	CRIMPFOX-M	1212072	CRIMPFOX-M SET	1212093
		Basic pliers without die		Contents: CRIMPFOX-M and 4 dies 1212074, 1212079, 1212080, 1212081	
<b>Accessories</b>					
<b>Die, for ferrules</b>					
0.25 - 10 mm <sup>2</sup>		CRIMPFOX-M 10/DIE	1212080	CRIMPFOX-M 10/DIE	1212080 (included in the set)
16 - 25 mm <sup>2</sup>		CRIMPFOX-M 25/DIE	1212081	CRIMPFOX-M 25/DIE	1212081 (included in the set)
35 - 50 mm <sup>2</sup>		CRIMPFOX-M 50/DIE	1212082		
<b>Die, for insulated cable lugs</b>					
0.5 - 1.5 mm <sup>2</sup> and 1.5 - 2.5 mm <sup>2</sup>		CRIMPFOX-M RCI 2,5/DIE	1212074	CRIMPFOX-M RCI 2,5/DIE	1212074 (included in the set)
0.1 - 0.4 mm <sup>2</sup> and 4 - 6 mm <sup>2</sup>		CRIMPFOX-M RCI 6/DIE	1212073		
<b>Die, for uninsulated cable lugs</b>					
0.75 - 2.5 mm <sup>2</sup>		CRIMPFOX-M RC 2,5/DIE	1212078		
0.5 - 6 mm <sup>2</sup>		CRIMPFOX-M RC 6/DIE	1212079	CRIMPFOX-M RC 6/DIE	1212079 (included in the set)
4 - 10 mm <sup>2</sup>		CRIMPFOX-M RC 10/DIE	1212077		
4 - 6 mm <sup>2</sup> and 10 mm <sup>2</sup>		CRIMPFOX-M RC 10-1/DIE	1212744		
<b>Die, for uninsulated slip-on sleeves</b>					
0.1 - 1 mm <sup>2</sup>		CRIMPFOX-M SC 1/DIE	1212083		
0.5 - 2.5 mm <sup>2</sup>		CRIMPFOX-M SC 2,5/DIE	1212084		
0.5 - 6 mm <sup>2</sup>		CRIMPFOX-M SC 6/DIE	1212085		
0.5 - 6 mm <sup>2</sup> wide, flat crimp		CRIMPFOX-M SC 6-FL/DIE	1212741		
1.0 - 2.5 mm <sup>2</sup> , for angled slip-on sleeves, 6.3 mm		CRIMPFOX-M SCA 2,5/DIE	1212742		
1.0 - 2.5 mm <sup>2</sup> , for angled slip-on sleeves, 8 mm		CRIMPFOX-M SCA 2,5-1/DIE	1212743		
<b>Die, for turned contacts</b>					
2.5 - 4.0 mm <sup>2</sup> /cross section: 0.14 - 4 mm <sup>2</sup>		CRIMPFOX-M TC 4/DIE	1212075		
4.0 mm <sup>2</sup> /cross section: 6 - 10 mm <sup>2</sup>		CRIMPFOX-M TC 10/DIE	1212076		
<b>Die, for coaxial connectors</b>					
RG 174, RG 179, BNC, TNC		CRIMPFOX-M CX 1/DIE	1212087		
RG 58, RG 59, RG 62, RG 71, BNC, TNC		CRIMPFOX-M CX 2/DIE	1212088		
CATV RG 6,59		CRIMPFOX-M CX 3/DIE	1212089		
BNC, TNC, RG6, 1.73, 6.48, 8.23		CRIMPFOX-M CX 4/DIE	1212745		
BNC, TNC, 0.70, 3.25, 3.85		CRIMPFOX-M CX 5/DIE	1212746		
BNC, TNC, 1.07, 6.48, 8.23		CRIMPFOX-M CX 6/DIE	1212747		
BNC, TNC, 1.72, 5.41		CRIMPFOX-M CX 7/DIE	1212748		
BNC, TNC, 1.72, 8.23		CRIMPFOX-M CX 8/DIE	1212749		
<b>Die, for unshielded RJ45 connectors</b>		CRIMPFOX-M RJ45/DIE	1212090		
<b>Die, for unshielded RJ11 connectors</b>		CRIMPFOX-M RJ11/DIE	1212091		
<b>Die, for shrink butt connectors</b>					
0.1 - 0.4 mm <sup>2</sup> and 4 - 6 mm <sup>2</sup>		CRIMPFOX-M HS-1/DIE	1212282		
0.5 - 1.5 mm <sup>2</sup> and 1.5 - 2.5 mm <sup>2</sup>		CRIMPFOX-M HS/DIE	1219092		
<b>Die, for solar connectors</b>					
MC3, Multi-Contact, 2.5 - 6 mm <sup>2</sup>		CRIMPFOX M SR 6-1/DIE	1212471		
MC4, Multi-Contact, 2.5 - 6 mm <sup>2</sup>		CRIMPFOX M SR 6-2/DIE	1212472		
SOLARLOK, Tyco, 2.5 - 6 mm <sup>2</sup>		CRIMPFOX M SR 6-3/DIE	1212473		

# CRIMPFOX crimping tools

## Universal pliers for accommodating various crimp inserts

The wide variety of available dies means that the CRIMPFOX-C... pliers can be used as universal crimping pliers up to 120 mm<sup>2</sup>. Easily foldable jaw holders allow the dies to be changed quickly. A mechanical drive system keeps the level of force required to an absolute minimum.



Type	Order No.	CRIMPFOX-C50	1212340	CRIMPFOX-C120	1212318
------	-----------	--------------	---------	---------------	---------

### Accessories: die combinations for ferrules



#### Upper die part

50 mm<sup>2</sup>, 70 mm<sup>2</sup>

95 mm<sup>2</sup>

CRIMPFOX-C120 AI 70/M-DIE 1212335

CRIMPFOX-C120 AI 95/M-DIE 1212336

#### Lower die part

50 mm<sup>2</sup>

70 mm<sup>2</sup>

95 mm<sup>2</sup>

120 mm<sup>2</sup> (die pair)

CRIMPFOX-C120 AI 50/F-DIE 1212337

CRIMPFOX-C120 AI 70/F-DIE 1212338

CRIMPFOX-C120 AI 95/F-DIE 1212339

AI 120/DIE 1209910

### Accessories: die combinations for uninsulated cable lugs



#### Upper die part

6 - 35 mm<sup>2</sup>

6 - 70 mm<sup>2</sup>

CRIMPFOX-C50 RC 35/M-DIE 1212343

CRIMPFOX-C120 RC 70/M-DIE 1212331

#### Lower die part

25 mm<sup>2</sup>

35 mm<sup>2</sup>

10, 16, 25, 35 mm<sup>2</sup>

6, 50 mm<sup>2</sup>

10, 70 mm<sup>2</sup>

CRIMPFOX-C50 RC 25/F-DIE 1212344

CRIMPFOX-C50 RC 35/F-DIE 1212345

CRIMPFOX-C120 RC 35/F-DIE 1212332

CRIMPFOX-C120 RC 50/F-DIE 1212333

CRIMPFOX-C120 RC 70/F-DIE 1212334

### Accessories: die pair for insulated cable lugs



10 mm<sup>2</sup>

16 mm<sup>2</sup>

25 mm<sup>2</sup>

35 mm<sup>2</sup>

CRIMPFOX-C50 RCI 10/DIE 1212346

CRIMPFOX-C50 RCI 16/DIE 1212347

CRIMPFOX-C50 RCI 25/DIE 1212348

CRIMPFOX-C120 RCI 10/DIE 1212327

CRIMPFOX-C120 RCI 16/DIE 1212328

CRIMPFOX-C120 RCI 25/DIE 1212329

CRIMPFOX-C120 RCI 35/DIE 1212330

### Accessories: die pair For standard copper tubular cable lugs



35 mm<sup>2</sup>

16, 35 mm<sup>2</sup>

50 mm<sup>2</sup>

25, 50 mm<sup>2</sup>

10, 70 mm<sup>2</sup>

95 mm<sup>2</sup>

120 mm<sup>2</sup>

CRIMPFOX-C50 RCT 35-1/DIE 1212341

CRIMPFOX-C50 RCT 50-1/DIE 1212342

CRIMPFOX-C120 RCT 35-1/DIE 1212320

CRIMPFOX-C120 RCT 50-1/DIE 1212321

CRIMPFOX-C120 RCT 70-1/DIE 1212319

CRIMPFOX-C120 RCT 95-1/DIE 1212322

CRIMPFOX-C120 RCT 120-1/DIE 1212323

### Accessories: pre-round die pair for sector cables

25, 35 mm<sup>2</sup>

35, 50 mm<sup>2</sup>

50, 70 mm<sup>2</sup>

25, 50 mm<sup>2</sup>

35, 70 mm<sup>2</sup>

95 mm<sup>2</sup>

CRIMPFOX-C50 R25-35/DIE 1212349

CRIMPFOX-C50 R35-50/DIE 1212350

CRIMPFOX-C50 R50-70/DIE 1212351

CRIMPFOX-C120 R25-50/DIE 1212324

CRIMPFOX-C120 R35-70/DIE 1212325

CRIMPFOX-C120 R95/DIE 1212326

# CRIMPFOX – corresponding connectors for the CRIMPFOX series

## Ferrules with insulating collar

The ferrules with plastic sleeve are made from soft tin-plated electrolytic copper. The insulation reliability of close connections is increased and the splicing of wires is prevented. The AI 0,25.. can also be used to process 0.14 mm<sup>2</sup> conductors.



### Description

Color range according to DIN 46228-4: 1990-09, CSA-certified  
Material / coating: E-CU / tin-plated  
Plastic sleeve material: polypropylene  
Long-term / short-term temperature: 105°C / 120°C



Cross section	Color	Length	Type	Order No.
mm <sup>2</sup>	AWG	mm		
0.25 <sup>1)</sup>	22	yellow	6.00	<b>AI0,25-6YE</b> 3203024
0.25 <sup>1)</sup>	22	yellow	8.00	<b>AI0,25-8YE</b> 3203037
0.5	20	white	6.00	<b>AI0,5-6WH</b> 3200687
0.5	20	white	8.00	<b>AI0,5-8WH</b> 3200014
0.5	20	white	8.00	<b>AI0,5-8WH-1000</b> 3200881
0.5	20	white	10.00	<b>AI0,5-10WH</b> 3201275
0.75	20	white	12.00	<b>AI0,5-12WH</b> 3200506
0.75	18	gray	6.00	<b>AI0,75-6GY</b> 3200690
0.75	18	gray	8.00	<b>AI0,75-8GY</b> 3200519
0.75	18	gray	8.00	<b>AI0,75-8GY-1000</b> 3200894
0.75	18	gray	10.00	<b>AI0,75-10GY</b> 3201288
0.75	18	gray	12.00	<b>AI0,75-12GY</b> 3200849
1	18	red	6.00	<b>AI1-6RD</b> 3200742
1	18	red	8.00	<b>AI1-8RD</b> 3200030
1	18	red	8.00	<b>AI1-8RD-1000</b> 3200904
1	18	red	10.00	<b>AI1-10RD</b> 3200182
1	18	red	12.00	<b>AI1-12RD</b> 3200674
1.5 <sup>1)</sup>	16	black	6.00	<b>AI1,5-6BK</b> 3200755
1.5	16	black	8.00	<b>AI1,5-8BK</b> 3200043
1.5	16	black	8.00	<b>AI1,5-8BK-1000</b> 3200917
1.5	16	black	10.00	<b>AI1,5-10BK</b> 3200195
1.5	16	black	12.00	<b>AI1,5-12BK</b> 3201482
1.5	16	black	18.00	<b>AI1,5-18BK</b> 3200056
2.5	14	blue	8.00	<b>AI2,5-8BU</b> 3200522
2.5	14	blue	8.00	<b>AI2,5-8BU-1000</b> 3200920
2.5 <sup>1)</sup>	14	blue	10.00	<b>AI2,5-10BU</b> 3202533
2.5	14	blue	12.00	<b>AI2,5-12BU</b> 3200962
2.5	14	blue	18.00	<b>AI2,5-18BU</b> 3200580
4	12	gray	10.00	<b>AI4-10GY</b> 3200535
4	12	gray	12.00	<b>AI4-12GY</b> 3200959
4	12	gray	18.00	<b>AI4-18GY</b> 3200593
6	10	yellow	12.00	<b>AI6-12YE</b> 3200548
6	10	yellow	18.00	<b>AI6-18YE</b> 3200603
10	8	red	12.00	<b>AI10-12RD</b> 3200551
10	8	red	18.00	<b>AI10-18RD</b> 3200616
16	6	blue	12.00	<b>AI16-12BU</b> 3200564
16	6	blue	18.00	<b>AI16-18BU</b> 3200629
25	4	yellow	16.00	<b>AI25-16YE</b> 3200577
25	4	yellow	18.00	<b>AI25-18YE</b> 3201505
25	4	yellow	22.00	<b>AI25-22YE</b> 3200700
35	2	red	16.00	<b>AI35-16RD</b> 3200441
35	2	red	18.00	<b>AI35-18RD</b> 3201495
35	2	red	25.00	<b>AI35-25RD</b> 3200713
50	1/0	blue	20.00	<b>AI50-20BU</b> 3200454
50	1/0	blue	25.00	<b>AI50-25BU</b> 3200726
70 <sup>1)</sup>	2	yellow	20.00	<b>AI70-20YE</b> 3201848
95 <sup>1)</sup>	4	red	25.00	<b>AI95-25RD</b> 3201853
120 <sup>1)</sup>	5	blue	27.00	<b>AI120-27BU</b> 3201822

## Ferrules without insulating collar

The ferrules without plastic sleeve are made from soft tin-plated electrolytic copper. The dimensions of the ferrules conform to DIN 46228-1. The A 0,25.. can also be used to process 0.14 mm<sup>2</sup> conductors.



### Description

CSA-certified  
Material / coating: E-CU / tin-plated



Cross section	Color	Length	Type	Order No.
mm <sup>2</sup>	AWG	mm		
0.25 <sup>1)</sup>	24	silver	5.00	<b>A0,25-5</b> 3202465
0.25 <sup>1)</sup>	24	silver	7.00	<b>A0,25-7</b> 3202478
0.34 <sup>1)</sup>	22	silver	7.00	<b>A0,34-7</b> 3009202
0.5	20	silver	6.00	<b>A0,5-6</b> 3200218
0.5 <sup>1)</sup>	20	silver	8.00	<b>A0,5-8</b> 3202481
0.5	20	silver	10.00	<b>A0,5-10</b> 3202494
0.75	18	silver	6.00	<b>A0,75-6</b> 3200221
0.75 <sup>1)</sup>	18	silver	8.00	<b>A0,75-8</b> 3202504
0.75	18	silver	10.00	<b>A0,75-10</b> 3200234
1	18	silver	6.00	<b>A1-6</b> 3200247
1 <sup>1)</sup>	18	silver	8.00	<b>A1-8</b> 3202517
1	18	silver	10.00	<b>A1-10</b> 3200250
1.5	16	silver	7.00	<b>A1,5-7</b> 3200263
1.5	16	silver	10.00	<b>A1,5-10</b> 3200276
1.5	16	silver	12.00	<b>A1,5-12</b> 3202588
1.5	16	silver	15.00	<b>A1,5-15</b> 3202591
1.5	16	silver	18.00	<b>A1,5-18</b> 3202601
2.5	14	silver	7.00	<b>A2,5-7</b> 3200289
2.5	14	silver	12.00	<b>A2,5-12</b> 3200292
2.5	14	silver	18.00	<b>A2,5-18</b> 3202821
4	12	silver	9.00	<b>A4-9</b> 3200302
4	12	silver	12.00	<b>A4-12</b> 3200315
4	12	silver	18.00	<b>A4-18</b> 3202834
6	10	silver	10.00	<b>A6-10</b> 3202520
6	10	silver	12.00	<b>A6-12</b> 3200328
10	8	silver	12.00	<b>A10-12</b> 3200331
10	8	silver	18.00	<b>A10-18</b> 3200344
16	6	silver	12.00	<b>A16-12</b> 3200425
25 <sup>1)</sup>	4	silver	12.00	<b>A25-12</b> 3200357
25	4	silver	15.00	<b>A25-15</b> 3200360
25	4	silver	18.00	<b>A25-18</b> 3200373
25 <sup>1)</sup>	4	silver	20.00	<b>A25-20</b> 3200386
35	2	silver	18.00	<b>A35-18</b> 3200399
35 <sup>1)</sup>	2	silver	20.00	<b>A35-20</b> 3200409

<sup>1)</sup> These ferrules are not included in DIN 46228-4: 1990-09.

# CRIMPFOX – corresponding connectors for the CRIMPFOX series

## Ferrules for special applications

The TWIN ferrules with plastic sleeve provide a practical way of crimping two conductors in one ferrule.  
Chain bridges can be easily implemented using these special ferrules.  
Different versions of the individual TWIN ferrules can be selected for specific applications.



## Ferrules with insulating collar with color code

In terms of dimensions, these ferrules conform to DIN 46228-4: 1990-09.  
The color code of the plastic insulating collar is based on French standard NF C 63-023: 1994-02.  
The metal sleeves are made from soft tin-plated electrolytic copper.



### Description

Color range according to DIN 46228-4: 1990-09, CSA-certified  
Material / coating: E-CU / tin-plated  
Plastic sleeve material: polypropylene  
Long-term / short-term temperature: 105°C / 120°C



Cross section	Color	Length	Type	Order No.
mm <sup>2</sup>	AWG	mm		
2 x 0.5	2 x 20	white	AI-TWIN2X0,5-8WH	3200933
2 x 0.75	2 x 18	gray	AI-TWIN2X0,75-8GY	3200807
2 x 0.75	2 x 18	gray	AI-TWIN2X0,75-10GY	3200975
2 x 1	2 x 18	red	AI-TWIN2X1-8RD	3200810
2 x 1	2 x 18	red	AI-TWIN2X1-10RD	3200988
2 x 1	2 x 18	red	AI-TWIN2X1-12RD	3240679
2 x 1.5	2 x 16	black	AI-TWIN2X1,5-8BK	3200823
2 x 1.5	2 x 16	black	AI-TWIN2X1,5-10BK	3201534
2 x 1.5	2 x 16	black	AI-TWIN2X1,5-12BK	3200991
2 x 2.5	2 x 14	blue	AI-TWIN2X2,5-10BU	3200836
2 x 2.5	2 x 14	blue	AI-TWIN2X2,5-13BU	3200878
2 x 4	2 x 12	gray	AI-TWIN2X4-12GY	3201000
2 x 6	2 x 10	yellow	AI-TWIN2X6-14YE	3201013
2 x 10	2 x 8	red	AI-TWIN2X10-14RD	3201026
2 x 16	2 x 6	blue	AI-TWIN2X16-16BU	3202847

### Description

Color range according to NF C 63-023, CSA-certified

2 x 0.75	18	blue	AI-TWIN2X0,75-8BU	3240668
2 x 2.5	14	gray	AI-TWIN2X2,5-10GY	3240669

### Description

Color range according to NF C 63-023: 1994-02, CSA-certified  
Material / coating: E-CU / tin-plated  
Plastic sleeve material: polypropylene  
Long-term / short-term temperature: 105°C / 120°C



Cross section	Color	Length	Type	Order No.
mm <sup>2</sup>	AWG	mm		
0.5	20	white	AI0,5-6WH	3200687
0.5	20	white	AI0,5-8WH	3200014
0.5	20	white	AI0,5-8WH-1000	3200881
0.5	20	white	AI0,5-10WH	3201275
0.5 <sup>1)</sup>	20	white	AI0,5-12WH	3200506
0.75	18	blue	AI0,75-8BU	3200027
1	18	red	AI1-6RD	3200742
1 <sup>1)</sup>	18	red	AI1-8RD	3200030
1	18	red	AI1-8RD-1000	3200904
1	18	red	AI1-10RD	3200182
1	18	red	AI1-12RD	3200674
1.5 <sup>1)</sup>	16	black	AI1,5-6BK	3200755
1.5	16	black	AI1,5-8BK	3200043
1.5	16	black	AI1,5-8BK-1000	3200917
1.5	16	black	AI1,5-10BK	3200195
1.5	16	black	AI1,5-12BK	3201482
1.5	16	black	AI1,5-18BK	3200056
2.5	14	gray	AI2,5-8GY	3200069
2.5	14	gray	AI2,5-12GY	3200205
2.5	14	gray	AI2,5-18GY	3200072
4	12	orange	AI4-10OG	3200085
4	12	orange	AI4-12OG	3200438
4	12	orange	AI4-18OG	3200098
6	10	green	AI6-12GN	3200108
6	10	green	AI6-18GN	3200111
10	8	brown	AI10-12BN	3200124
10	8	brown	AI10-18BN	3200137
16	6	ivory	AI16-12IV	3201181
25	4	black	AI25-16BK	3200412
25	4	black	AI25-22BK	3200739
35	4	red	AI35-16RD	3200441
35	4	red	AI35-25RD	3200713
50	1/0	blue	AI50-20BU	3200454
50 <sup>1)</sup>	1/0	blue	AI50-25BU	3200726



# CRIMPFOX – corresponding connectors for the CRIMPFOX series

## Ferrules with insulating collar in special colors

The ferrules with plastic sleeve are made from soft tin-plated electrolytic copper. In terms of dimensions, they conform to DIN 46228-4: 1990-09. The AI 0,25.. can also be used to process 0.14 mm<sup>2</sup> conductors.



### Description

CSA-certified  
Material / coating: E-CU / tin-plated  
Plastic sleeve material: polypropylene  
Long-term / short-term temperature: 105°C / 120°C

Cross section	Color	Length	Type	Order No.	
					mm <sup>2</sup>
0.25 <sup>1)</sup>	22	blue	6.00	<b>AI0,25-6BU</b>	3203040
0.25 <sup>1)</sup>	22	blue	12.00	<b>AI0,25-12BU</b>	3200632
0.34 <sup>1)</sup>	22	turquoise	6.00	<b>AI0,34-6TQ</b>	3203053
0.34 <sup>1)</sup>	22	turquoise	8.00	<b>AI0,34-8TQ</b>	3203066
0.34 <sup>1)</sup>	22	turquoise	12.00	<b>AI0,34-12TQ</b>	3200645
0.5	20	orange	6.00	<b>AI0,5-6OG</b>	3201301
0.5	20	orange	8.00	<b>AI0,5-8OG</b>	3201123
0.75	18	white	6.00	<b>AI0,75-6WH</b>	3201314
0.75	18	white	8.00	<b>AI0,75-8WH</b>	3201110
1	18	yellow	6.00	<b>AI1-6YE</b>	3201327
1	18	yellow	8.00	<b>AI1-8YE</b>	3201097
1.5	16	red	8.00	<b>AI1,5-8RD</b>	3201136
2.5	14	blue	8.00	<b>AI2,5-8BU</b>	3200522
2.5	14	blue	8.00	<b>AI2,5-8BU-1000</b>	3200920
2.5	14	blue	12.00	<b>AI2,5-12BU</b>	3200962
2.5	14	blue	18.00	<b>AI2,5-18BU</b>	3200580
4	12	gray	10.00	<b>AI4-10GY</b>	3200535
4	12	gray	12.00	<b>AI4-12GY</b>	3200959
4	12	gray	18.00	<b>AI4-18GY</b>	3200593
6	10	black	12.00	<b>AI6-12BK</b>	3201107
10	8	ivory	12.00	<b>AI10-12IV</b>	3201068
16	6	green	12.00	<b>AI16-12GN</b>	3201152
16	6	green	18.00	<b>AI16-18GN</b>	3201330
25	4	brown	16.00	<b>AI25-16BN</b>	3201084
35	2	beige	16.00	<b>AI35-16BE</b>	3201071
50	1/0	olive	20.00	<b>AI50-20OL</b>	3201178
95 <sup>1)</sup>	4	red	25.00	<b>AI95-25RD</b>	3201853
120 <sup>1)</sup>	5	blue	27.00	<b>AI120-27BU</b>	3201822

## Ferrules for special applications

These ferrules with plastic sleeve provide a practical way of crimping conductors with increased insulation. Due to the increased diameter of the insulating collar, this type of ferrule is used with AWG cables in particular.



### Description

CSA-certified  
Material / coating: E-CU / tin-plated  
Plastic sleeve material: polypropylene  
Long-term / short-term temperature: 105°C / 120°C

Cross section	Color	Length	Type	Order No.	
					mm <sup>2</sup>
0.5	20	white	8.00	<b>AI0,5-8WH-GB</b>	1208966
0.5	20	white	10.00	<b>AI0,5-10WH-GB</b>	3203150
0.75	18	gray	8.00	<b>AI0,75-8GY-GB</b>	1208979
0.75	18	gray	10.00	<b>AI0,75-10GY-GB</b>	3203163
1	18	red	8.00	<b>AI1-8RD-GB</b>	1208982
1	18	red	10.00	<b>AI1-10RD-GB-1000</b>	1208869
1.5	16	black	8.00	<b>AI1,5-8BK-GB-1000</b>	3202892
1.5	16	black	10.00	<b>AI1,5-10BK-GB-1000</b>	1208872

## Ferrules for special applications

These ferrules with plastic sleeve can be used for short-circuit-proof cables. Previous methods of achieving correct wire insulation are much more time-consuming.



### Description

Color range according to DIN 46228-4: 1990-09, CSA-certified  
Material / coating: E-CU / tin-plated  
Plastic sleeve material: polypropylene  
Long-term / short-term temperature: 105°C / 120°C

Cross section	Color	Length	Type	Order No.	
					mm <sup>2</sup>
1.5	16	black	8.00	<b>AI-XL1,5-8BK</b>	3201916
1.5	16	black	10.00	<b>AI-XL1,5-10BK</b>	3201974
2.5	14	blue	8.00	<b>AI-XL2,5-8BU</b>	3201929
2.5	14	blue	12.00	<b>AI-XL2,5-12BU</b>	3201987
4	12	gray	10.00	<b>AI-XL4-10GY</b>	3201932
6	10	yellow	12.00	<b>AI-XL6-12YE</b>	3201945
10	8	red	12.00	<b>AI-XL10-12RD</b>	3201958
16	6	blue	12.00	<b>AI-XL16-12BU</b>	3201961

# CRIMPFOX – corresponding connectors for the CRIMPFOX series

## Ferrules with plastic sleeve, taped

Taped ferrules for automatic processing.  
The sleeves are supplied on large reels containing up to 3000 pieces.



### Description

Color range according to DIN 46228-4: 1990-09, CSA-certified  
Material / coating: E-CU / tin-plated  
Plastic sleeve material: polypropylene  
Long-term / short-term temperature: 105°C / 120°C

Cross section	Color	Length	Type	Order No.
mm <sup>2</sup>	AWG	mm		
0.5	20	white	AI 0,5-8 WH-B 3000	3240663
0.75	18	gray	AI 0,75-8 GY-B 3000	3240664
1	18	red	AI 1-8 RD-B 3000	3240665
1.5	16	black	AI 1,5-8 BK-B 2500	3240666
2.5	14	blue	AI 2,5-8 BU-B 1500	3240667

## Ring cable lugs, insulated

The insulated ring cable lugs with plastic sleeve are hard-soldered and feature the "EASY ENTRY" system.

The sleeves are conically tapered to facilitate easy and correct insertion of the conductor.



### Description

Insulated according to UL  
Material / coating: copper / tin-plated  
Temperature range: -20 ... 105°C

Cross section	Color	Hole	Type	Order No.
mm <sup>2</sup>	AWG	Ø mm		
0.5 - 1.5	20 - 16	red	C-RCI 1,5/M3	3240016
0.5 - 1.5	20 - 16	red	C-RCI 1,5/M3,5	3240017
0.5 - 1.5	20 - 16	red	C-RCI 1,5/M4	3240018
0.5 - 1.5	20 - 16	red	C-RCI 1,5/M5	3240019
0.5 - 1.5	20 - 16	red	C-RCI 1,5/M6	3240020
1.5 - 2.5	16 - 14	blue	C-RCI 2,5/M3	3240021
1.5 - 2.5	16 - 14	blue	C-RCI 2,5/M3,5	3240022
1.5 - 2.5	16 - 14	blue	C-RCI 2,5/M4	3240023
1.5 - 2.5	16 - 14	blue	C-RCI 2,5/M5	3240024
1.5 - 2.5	16 - 14	blue	C-RCI 2,5/M6	3240025
1.5 - 2.5	16 - 14	blue	C-RCI 2,5/M8	3240026
4 - 6	16 - 14	yellow	C-RCI 6/M4	3240027
4 - 6	12 - 10	yellow	C-RCI 6/M5	3240028
4 - 6	12 - 10	yellow	C-RCI 6/M6	3240029
4 - 6	12 - 10	yellow	C-RCI 6/M8	3240030
4 - 6	12 - 10	yellow	C-RCI 6/M10	3240031
- 10	- 8	red	C-RCI 10/M5	3240219
- 10	- 8	red	C-RCI 10/M6	3240220
- 10	- 8	red	C-RCI 10/M8	3240221
- 10	- 8	red	C-RCI 10/M10	3240219

## Slip-on sleeves and blade connectors, uninsulated

The uninsulated slip-on sleeves and slip-on blade connectors are made from electrolytically tin-plated brass.

They supplement the product range in terms of connectors.



### Description

Slip-on sleeve, uninsulated, according to DIN 46247  
Material / coating: brass / tin-plated  
Temperature range: ... 110°C

Cross section	Color	Width	Type	Order No.
mm <sup>2</sup>	AWG	mm		
0.5 - 1	20 - 18	silver	C-SCF 1/2,8X0,5	3240152
0.5 - 1	20 - 18	silver	C-SCF 1/2,8X0,8	3240153
0.5 - 1.5	20 - 16	silver	C-SCF 1,5/4,8X0,5	3240154
0.5 - 1.5	20 - 16	silver	C-SCF 1,5/4,8X0,8	3240155
0.5 - 1.5	20 - 16	silver	C-SCF 1,5/6,3X0,8	3240156
1.5 - 2.5	16 - 14	silver	C-SCF 2,5/4,8X0,5	3240157
1.5 - 2.5	16 - 14	silver	C-SCF 2,5/4,8X0,8	3240158
1.5 - 2.5	16 - 14	silver	C-SCF 2,5/6,3X0,8	3240159
4 - 6	12 - 10	silver	C-SCF 6/6,3X0,8	3240160

### Slip-on blade connector, uninsulated according to DIN 46248

0.5 - 1.5	20 - 16	silver	C-SCM 1,5/6,3X0,8	3240161
1.5 - 2.5	16 - 14	silver	C-SCM 2,5/6,3X0,8	3240162

### Description

With additional crimp zone for conductor insulation  
Material / coating: copper / tin-plated  
Temperature range: -20 ... 105°C

Cross section	Color	Hole	Type	Order No.
mm <sup>2</sup>	AWG	Ø mm		
0.5 - 1.5	20 - 16	red	C-RCEI 1,5/M3	3241201
0.5 - 1.5	20 - 16	red	C-RCEI 1,5/M3,5	3241202
0.5 - 1.5	20 - 16	red	C-RCEI 1,5/M4	3241203
0.5 - 1.5	20 - 16	red	C-RCEI 1,5/M5	3241204
0.5 - 1.5	20 - 16	red	C-RCEI 1,5/M6	3241205
1.5 - 2.5	16 - 14	blue	C-RCEI 2,5/M3,5	3241206
1.5 - 2.5	16 - 14	blue	C-RCEI 2,5/M4	3241207
1.5 - 2.5	16 - 14	blue	C-RCEI 2,5/M5	3241208
1.5 - 2.5	16 - 14	blue	C-RCEI 2,5/M6	3241209
1.5 - 2.5	16 - 14	blue	C-RCEI 2,5/M8	3241210
4 - 6	12 - 10	yellow	C-RCEI 6/M5	3241211
4 - 6	12 - 10	yellow	C-RCEI 6/M6	3241212
4 - 6	12 - 10	yellow	C-RCEI 6/M8	3241213
4 - 6	12 - 10	yellow	C-RCEI 6/M10	3241214

# CRIMPFOX – corresponding connectors for the CRIMPFOX series

## Ring cable lugs, uninsulated

The ring cable lugs without plastic sleeve are made from high-quality tin-plated electrolytic copper for maximum protection against corrosion. The hard-soldered crimp zone enables maximum conductor pull-out values to be achieved.



### Description

Uninsulated according to DIN 46234  
Material / coating: copper / tin-plated  
Temperature range: ... 110°C

Cross section mm <sup>2</sup>	Color	Hole Ø mm	Type	Order No.
0.5 - 1	20 - 18 silver	2.80	<b>C-RC 1/M2,5 DIN</b>	3240069
0.5 - 1	20 - 18 silver	3.20	<b>C-RC 1/M3 DIN</b>	3240070
0.5 - 1	20 - 18 silver	3.70	<b>C-RC 1/M3,5 DIN</b>	3240071
0.5 - 1	20 - 18 silver	4.30	<b>C-RC 1/M4 DIN</b>	3240072
0.5 - 1	20 - 18 silver	5.30	<b>C-RC 1/M5 DIN</b>	3240073
0.5 - 1	20 - 18 silver	6.50	<b>C-RC 1/M6 DIN</b>	3240074
0.5 - 1	20 - 18 silver	8.40	<b>C-RC 1/M8 DIN</b>	3240075
1 - 2.5	18 - 14 silver	3.20	<b>C-RC 2,5/M3 DIN</b>	3240076
1 - 2.5	18 - 14 silver	3.70	<b>C-RC 2,5/M3,5 DIN</b>	3240077
1 - 2.5	18 - 14 silver	4.30	<b>C-RC 2,5/M4 DIN</b>	3240078
1 - 2.5	18 - 14 silver	5.30	<b>C-RC 2,5/M5 DIN</b>	3240079
1 - 2.5	18 - 14 silver	6.50	<b>C-RC 2,5/M6 DIN</b>	3240080
1 - 2.5	18 - 14 silver	8.40	<b>C-RC 2,5/M8 DIN</b>	3240081
1 - 2.5	18 - 14 silver	10.50	<b>C-RC 2,5/M10 DIN</b>	3240082
2.5 - 6	14 - 10 silver	4.30	<b>C-RC 6/M4 DIN</b>	3240083
2.5 - 6	14 - 10 silver	5.30	<b>C-RC 6/M5 DIN</b>	3240084
2.5 - 6	14 - 10 silver	6.50	<b>C-RC 6/M6 DIN</b>	3240085
2.5 - 6	14 - 10 silver	8.40	<b>C-RC 6/M8 DIN</b>	3240086
2.5 - 6	14 - 10 silver	10.50	<b>C-RC 6/M10 DIN</b>	3240087
2.5 - 6	14 - 10 silver	13.00	<b>C-RC 6/M12 DIN</b>	3240088
- 10	- 8 silver	5.30	<b>C-RC 10/M5 DIN</b>	3240089
- 10	- 8 silver	6.50	<b>C-RC 10/M6 DIN</b>	3240090
- 10	- 8 silver	8.40	<b>C-RC 10/M8 DIN</b>	3240091
- 10	- 8 silver	10.50	<b>C-RC 10/M10 DIN</b>	3240092
- 10	- 8 silver	13.00	<b>C-RC 10/M12 DIN</b>	3240093
- 16	- 6 silver	5.30	<b>C-RC 16/M5 DIN</b>	3240094
- 16	- 6 silver	6.50	<b>C-RC 16/M6 DIN</b>	3240095
- 16	- 6 silver	8.40	<b>C-RC 16/M8 DIN</b>	3240096
- 16	- 6 silver	10.50	<b>C-RC 16/M10 DIN</b>	3240097
- 16	- 6 silver	13.00	<b>C-RC 16/M12 DIN</b>	3240098
- 25	- 4 silver	5.30	<b>C-RC 25/M5 DIN</b>	3240099
- 25	- 4 silver	6.50	<b>C-RC 25/M6 DIN</b>	3240100
- 25	- 4 silver	8.40	<b>C-RC 25/M8 DIN</b>	3240101
- 25	- 4 silver	10.50	<b>C-RC 25/M10 DIN</b>	3240102
- 25	- 4 silver	13.00	<b>C-RC 25/M12 DIN</b>	3240103
- 25	- 4 silver	17.00	<b>C-RC 25/M16 DIN</b>	3240104
- 35	- 2 silver	6.50	<b>C-RC 35/M6 DIN</b>	3240105
- 35	- 2 silver	8.40	<b>C-RC 35/M8 DIN</b>	3240106
- 35	- 2 silver	10.50	<b>C-RC 35/M10 DIN</b>	3240107
- 35	- 2 silver	13.00	<b>C-RC 35/M12 DIN</b>	3240108
- 35	- 2 silver	17.00	<b>C-RC 35/M16 DIN</b>	3240109
- 50	- 1/0 silver	6.50	<b>C-RC 50/M6 DIN</b>	3240110
- 50	- 1/0 silver	8.40	<b>C-RC 50/M8 DIN</b>	3240111
- 50	- 1/0 silver	10.50	<b>C-RC 50/M10 DIN</b>	3240112
- 50	- 1/0 silver	13.00	<b>C-RC 50/M12 DIN</b>	3240113
- 50	- 1/0 silver	17.00	<b>C-RC 50/M16 DIN</b>	3240114
- 70	- 2/0 silver	6.50	<b>C-RC 70/M6 DIN</b>	3240115
- 70	- 2/0 silver	8.40	<b>C-RC 70/M8 DIN</b>	3240116
- 70	- 2/0 silver	10.50	<b>C-RC 70/M10 DIN</b>	3240117
- 95	- 3/0 silver	8.40	<b>C-RC 95/M8 DIN</b>	3240120
- 95	- 3/0 silver	10.50	<b>C-RC 95/M10 DIN</b>	3240121

Cross section mm <sup>2</sup>	Color	Hole Ø mm	Type	Order No.
- 95	- 3/0 silver	13.00	<b>C-RC 95/M12 DIN</b>	3240122
120	250 silver	8.40	<b>C-RC 120/M8 DIN</b>	3240124
120	250 silver	10.50	<b>C-RC 120/M10 DIN</b>	3240125
120	250 silver	13.00	<b>C-RC 120/M12 DIN</b>	3240126
150	300 silver	10.50	<b>C-RC 150/M10 DIN</b>	3240128
150	300 silver	13.00	<b>C-RC 150/M12 DIN</b>	3240129
150	300 silver	17.00	<b>C-RC 150/M16 DIN</b>	3240130
185	350 silver	10.50	<b>C-RC 185/M10 DIN</b>	3240131
185	350 silver	13.00	<b>C-RC 185/M12 DIN</b>	3240132
185	350 silver	17.00	<b>C-RC 185/M16 DIN</b>	3240133
240	500 silver	10.50	<b>C-RC 240/M10 DIN</b>	3240134
240	500 silver	13.00	<b>C-RC 240/M12 DIN</b>	3240135
240	500 silver	17.00	<b>C-RC 240/M16 DIN</b>	3240136

## Fork-type cable lugs, uninsulated

The fork-type cable lugs without plastic sleeve have a hard-soldered neck. When used in conjunction with the CRIMPFOX-RC ... and CRIMPFOX-RCI ... pliers they achieve maximum conductor pull-out forces.



### Description

Uninsulated according to DIN 46234  
Material / coating: copper / tin-plated  
Temperature range: ... 110°C

Cross section mm <sup>2</sup>	Color	Fork size mm	Type	Order No.
0.5 - 1.5	20 - 16 silver	3.20	<b>C-FC 1,5/M3</b>	3240137
0.5 - 1.5	20 - 16 silver	3.70	<b>C-FC 1,5/M3,5</b>	3240138
0.5 - 1.5	20 - 16 silver	4.30	<b>C-FC 1,5/M4</b>	3240139
0.5 - 1.5	20 - 16 silver	5.30	<b>C-FC 1,5/M5</b>	3240140
0.5 - 1.5	20 - 16 silver	6.40	<b>C-FC 1,5/M6</b>	3240141
1.5 - 2.5	16 - 14 silver	3.20	<b>C-FC 2,5/M3</b>	3240142
1.5 - 2.5	16 - 14 silver	3.70	<b>C-FC 2,5/M3,5</b>	3240143
1.5 - 2.5	16 - 14 silver	4.30	<b>C-FC 2,5/M4</b>	3240144
1.5 - 2.5	16 - 14 silver	5.30	<b>C-FC 2,5/M5</b>	3240145
1.5 - 2.5	16 - 14 silver	6.40	<b>C-FC 2,5/M6</b>	3240146
1.5 - 2.5	16 - 14 silver	8.40	<b>C-FC 2,5/M8</b>	3240147
4 - 6	12 - 10 silver	4.30	<b>C-FC 6/M4</b>	3240148
4 - 6	12 - 10 silver	5.30	<b>C-FC 6/M5</b>	3240149
4 - 6	12 - 10 silver	6.40	<b>C-FC 6/M6</b>	3240150
4 - 6	12 - 10 silver	8.40	<b>C-FC 6/M8</b>	3240151

# CRIMPFOX – corresponding connectors for the CRIMPFOX series

## Fork-type cable lugs, insulated

The insulated fork-type cable lugs are halogen-free and feature “EASY ENTRY” technology.

When used in conjunction with the CRIMPFOX-RC ... and CRIMPFOX-RCI ... pliers they achieve maximum conductor pull-out forces.



### Description

According to UL  
Material / coating: copper / tin-plated  
Temperature range: -20 ... 105°C

Cross section mm <sup>2</sup>	Color	Fork size mm	Type	Order No.
0.5 - 1.5	red	3.20	C-FCI 1,5/M3	3240032
0.5 - 1.5	red	3.70	C-FCI 1,5/M3,5	3240033
0.5 - 1.5	red	4.30	C-FCI 1,5/M4	3240034
0.5 - 1.5	red	5.30	C-FCI 1,5/M5	3240035
0.5 - 1.5	red	6.50	C-FCI 1,5/M6	3240036
1.5 - 2.5	blue	3.20	C-FCI 2,5/M3	3240037
1.5 - 2.5	blue	3.70	C-FCI 2,5/M3,5	3240038
1.5 - 2.5	blue	4.30	C-FCI 2,5/M4	3240039
1.5 - 2.5	blue	5.30	C-FCI 2,5/M5	3240040
1.5 - 2.5	blue	6.50	C-FCI 2,5/M6	3240041
4 - 6	yellow	4.30	C-FCI 6/M4	3240042
4 - 6	yellow	5.30	C-FCI 6/M5	3240043
4 - 6	yellow	6.50	C-FCI 6/M6	3240044
4 - 6	yellow	8.50	C-FCI 6/M8	3240045

## Slip-on sleeves and blade connectors, insulated

The insulated slip-on blade connectors and slip-on sleeves with plastic collar feature easy and safe conductor insertion thanks to “EASY ENTRY” technology, hard-soldered crimping zone for maximum pull-out forces, electrolytic tin plating, and are halogen-free.



### Description

Slip-on sleeve, insulated according to UL  
Material / coating: brass / tin-plated  
Temperature range: -20 ... 105°C

Cross section mm <sup>2</sup>	Color	Width mm	Type	Order No.
0.5 - 1.5	red	2.80	C-SCFI 1,5/2,8X0,5	3240048
0.5 - 1.5	red	2.80	C-SCFI 1,5/2,8X0,8	3240049
0.5 - 1.5	red	4.80	C-SCFI 1,5/4,8X0,5	3240050
0.5 - 1.5	red	4.80	C-SCFI 1,5/4,8X0,8	3240051
0.5 - 1.5	red	6.30	C-SCFI 1,5/6,3X0,8	3240052
1.5 - 2.5	blue	4.80	C-SCFI 2,5/4,8X0,5	3240053
1.5 - 2.5	blue	4.80	C-SCFI 2,5/4,8X0,8	3240054
1.5 - 2.5	blue	6.30	C-SCFI 2,5/6,3X0,8	3240055
4 - 6	yellow	6.30	C-SCFI 6/6,3X0,8	3240056
<b>Slip-on blade connector, insulated according to UL</b>				
0.5 - 1.5	red	6.30	C-SCMI 1,5/6,3X0,8	3240058
0.5 - 1.5	blue	6.30	C-SCMI 2,5/6,3X0,8	3240059
4 - 6	yellow	6.30	C-SCMI 6/6,3X0,8	3240060

## Flat pin cable lugs with hooks, insulated

The insulated flat pin cable lugs with plastic collar feature easy and safe conductor insertion thanks to “EASY ENTRY” technology, electrolytic tin plating, and are halogen-free.



### Description

Material / coating: copper / tin-plated  
Temperature range: -20 ... 105°C

Cross section mm <sup>2</sup>	Color	Pin width mm	Type	Order No.
0 - 1.5	red	2.80	C-BCI 1,5/2,8	3240015
0.5 - 1.5	red	4.60	C-BCI 1,5/4,6	3240568
1.5 - 2.5	blue	2.80	C-BCI 2,5/2,8	3240046
1.5 - 2.5	blue	4.60	C-BCI 2,5/4,6	3240569
4 - 6	yellow	2.80	C-BCI 6/2,8	3240047
4 - 6	yellow	4.60	C-BCI 6/4,6	3240570

## Flat pin cable lugs, straight, insulated

Easy and safe conductor insertion with “EASY ENTRY”, hard-soldered crimping zone for maximum conductor pull-out forces in conjunction with the CRIMPFOX RCI... pliers, electrolytically tin-plated, halogen-free.



### Description

Material / coating: copper / electrolytically tin-plated  
Temperature range: -20 ... 105°C

Pin dim. mm:	Cross section mm <sup>2</sup>	Color	Pin width mm	Type	Order No.
19.5 x 2.8	0.5 - 1.5	red	2.80	C-BCSI 1,5/9X2,8	3240531
32 x 4.5	1.5 - 2.5	blue	2.80	C-BCSI 2,5/9X2,8	3240532
32 x 4.5	4 - 6	yellow	2.80	C-BCSI 6/10X2,8	3240546
24 x 2.8	4 - 6	yellow	4.50	C-BCSI 6/18X4,5	3240533

# CRIMPFOX – corresponding connectors for the CRIMPFOX series

## Pin cable lugs, insulated

The insulated pin cable lugs with plastic collar feature easy and safe conductor insertion thanks to “EASY ENTRY” technology, hard-soldered crimping zone for maximum pull-out forces, electrolytic tin plating, and are halogen-free.



### Description

Insulated according to UL  
Material / coating: copper / tin-plated  
Temperature range: -20 ... 105°C

Cross section	Color	Pin Ø	Type	Order No.
mm <sup>2</sup> AWG		mm		
0.5 - 1    20 - 16	red	2.00	<b>C-PCI 1,5/2</b>	3240064
1.5 - 2.5    16 - 14	blue	2.00	<b>C-PCI 2,5/2</b>	3240066
4 - 6    12 - 10	yellow	2.70	<b>C-PCI 6/2,7</b>	3240068

## Butt connectors, fully insulated

Conductor push-through protection, hard-soldered crimping zone for maximum conductor pull-out forces in conjunction with the CRIMPFOX RCI... pliers, electrolytically tin-plated, halogen-free.



### Description

Material / coating: copper / electrolytically tin-plated  
Temperature range: -20 ... 105°C

Cross section	Color	Width	Type	Order No.
mm <sup>2</sup> AWG		mm		
0 - 1.5    20 - 16	red	4.00	<b>C-JCI 1,5</b>	3240061
1.5 - 2.5    16 - 14	blue	4.50	<b>C-JCI 2,5</b>	3240062
4 - 6    12 - 10	yellow	6.00	<b>C-JCI 6</b>	3240063

## Pin cable lugs, insulated with additional crimp zone

The insulated pin cable lugs with plastic collar feature easy and safe conductor insertion thanks to “EASY ENTRY” technology, hard-soldered crimping zone for maximum pull-out forces, electrolytic tin plating, and are halogen-free.



### Description

Material / coating: copper / tin-plated  
Temperature range: -20 ... 105°C

Cross section	Color	Pin Ø	Type	Order No.
mm <sup>2</sup> AWG		mm		
0.5 - 1    20 - 16	red	2.00	<b>C-PCEI 1,5/2</b>	3241215
1.5 - 2.5    16 - 14	blue	2.00	<b>C-PCEI 2,5/2</b>	3241216
4 - 6    12 - 10	yellow	2.70	<b>C-PCEI 6/2</b>	3241217

## Slip-on sleeves, fully insulated

Easy and safe conductor insertion with “EASY ENTRY”, hard-soldered crimping zone for maximum conductor pull-out forces in conjunction with the CRIMPFOX RCI... pliers, electrolytically tin-plated, halogen-free.



### Description

For connectors  
Material / coating: brass / electrolytically tin-plated  
Temperature range: -20 ... 105°C

Cross section	Color	Width	Type	Order No.
mm <sup>2</sup> AWG		mm		
2.8 x 0.5 mm    0.5 - 1.5    20 - 16	red	2.80	<b>C-SCFFI 1,5/2,8X0,5</b>	3240534
2.8 x 0.8 mm    0.5 - 1.5    20 - 16	red	2.80	<b>C-SCFFI 1,5/2,8X0,8</b>	3240535
4.8 x 0.5 mm    0.5 - 1.5    20 - 16	red	4.80	<b>C-SCFFI 1,5/4,8X0,5</b>	3240536
4.8 x 0.8 mm    0.5 - 1.5    20 - 16	red	4.80	<b>C-SCFFI 1,5/4,8X0,8</b>	3240537
6.3 x 0.8 mm    0.5 - 1.5    20 - 16	red	6.30	<b>C-SCFFI 1,5/6,3X0,8</b>	3240538
4.8 x 0.5 mm    1.5 - 2.5    16 - 14	blue	4.80	<b>C-SCFFI 2,5/4,8X0,5</b>	3240539
4.8 x 0.8 mm    1.5 - 2.5    16 - 14	blue	4.80	<b>C-SCFFI 2,5/4,8X0,8</b>	3240540
6.3 x 0.8 mm    1.5 - 2.5    16 - 14	blue	6.30	<b>C-SCFFI 2,5/6,3X0,8</b>	3240547
6.3 x 0.8 mm    4 - 6    12 - 10	yellow	6.30	<b>C-SCFFI 6/6,3X0,8</b>	3240541

## Slip-on distributors, insulated

Easy and safe conductor insertion with “EASY ENTRY”, hard-soldered crimping zone for maximum conductor pull-out forces in conjunction with the CRIMPFOX RCI... pliers, electrolytically tin-plated, halogen-free.



### Description

For 6.3 x 0.8 mm connectors and sleeves  
Material / coating: brass / electrolytically tin-plated  
Temperature range: -20 ... 105°C

Cross section	Color	Width	Type	Order No.
mm <sup>2</sup> AWG		mm		
0.5 - 1    20 - 16	red	6.30	<b>C-SCFMI 1,5/6,3X0,8</b>	3240529
1.5 - 2.5    16 - 14	blue	6.30	<b>C-SCFMI 2,5/6,3X0,8</b>	3240530

## Tool and crimp sets



**TOOL DATA SET** Order No. 1208856

**Set for cutting, stripping, and crimping**

Consisting of:

- Cable cutter for copper and aluminum up to 12 mm in diameter, CUTFOX 12
- Stripping tool for dismantling multi-strand signal, control, and fiberglass cables 2.5 - 11 mm in diameter, WIREFOX-D11
- Basic pliers for accommodating dies for various contact types, CRIMPFOX-M
- Die for CRIMPFOX-M, for unshielded RJ45 connectors



**TOOL SET ALLROUND 2** Order No. 1208843

**Set for cutting, stripping, and crimping**

Consisting of:

- Cable cutter for copper and aluminum up to 12 mm in diameter, CUTFOX 12
- Stripping tool for cables and conductors from 0.02 - 10 mm<sup>2</sup>, WIREFOX 10
- Crimping pliers with integrated pressure lock for ferrules from 0.14 - 10 mm<sup>2</sup>, CRIMPFOX 10S



**TOOL SET ALLROUND 3** Order No. 1208953

**Set for stripping, crimping, and screwing**

Consisting of:

- Stripping tool for cables and conductors from 0.02 - 10 mm<sup>2</sup>, WIREFOX 10
- Crimping pliers with integrated pressure lock for ferrules from 0.5 - 6 mm<sup>2</sup>, with self-adjusting die, front entry, CRIMPFOX 6S-F
- Ferrules, 50 pcs. each of:
  - AI 0,5-8 WH
  - AI 2,5-8 BU
- Ferrules, 100 pcs. each of:
  - AI 0,75-8 GY
  - AI 1-8 RD
  - AI 1,5-8 BK
- Screwdriver for slotted-head screws, SZF 1-0,6X3,5



**CRIMPSET 6** Order No. 1202072

**Assortment box, metal**

Consisting of:

- Ferrules according to DIN 46228-4: 1990-09, CSA-certified
  - 500 pcs. each of:
    - AI 0,25-6 YE
    - AI 0,34-6 TQ
    - AI 0,5-8 WH
    - AI 0,75-8 GY
    - AI 1-8 RD
    - AI 1,5-8 BK
  - 300 pcs.:
    - AI 2,5-8 BU
  - 200 pcs.:
    - AI 4-10 GY
  - 100 pcs.:
    - AI 6-12 YE
- Stripping tool for cables and conductors up to 6 mm<sup>2</sup>, QUICK WIREFOX 6
- Crimping pliers with integrated pressure lock for ferrules from 0.5 - 6 mm<sup>2</sup>, front entry, CRIMPFOX 6T

**CRIMPSET 6/25 LEER** 1204041



**CRIMPSET 25** Order No. 1202580

**Assortment box, metal**

Consisting of:

- Ferrules according to DIN 46228-4: 1990-09, CSA-certified
  - 300 pcs.:
    - AI 10-12 RD
  - 200 pcs.:
    - AI 16-12 BU
  - 100 pcs.:
    - AI 25-16 YE
- Stripping tool, for dismantling cables from 4.5 - 40 mm Ø, WIREFOX-D 40
- Crimping pliers with integrated pressure lock for ferrules from 10 - 25 mm<sup>2</sup>, lateral entry, CRIMPFOX 25R

**CRIMPSET 6/25 LEER** 1204041



**AI SORTI BOX RD** Order No. 3202960

**Assortment box, red**

Consisting of:

- Ferrules according to DIN 46228-4, CSA-certified
  - 50 pcs. each of:
    - AI 0,5-8 WH, AI 2,5-8 BU
  - 100 pcs. each of:
    - AI 0,75-8 GY, AI 1-8 RD, AI 1,5-8 BK

For further assortment boxes, see [www.phoenixcontact.net/products](http://www.phoenixcontact.net/products)

- **AI-TWIN SORTI BOX BU** 3202986
- **AI-TWIN SORTI BOX GY** 3202999
- **AI SORTI BOX ANT** 3202973

## Tool sets

Universal tool sets, for convenient on-site use, equipped with cutting, stripping, and testing tools from the TOOL fox tool range. The pockets are made from robust, hard-wearing material.



Type	Order No.	TOOL-CASE	1212629
Tool case, lockable, with adjustable strap, equipped with each of the following tools:		CUTFOX 12	Cable cutter for copper and aluminum conductors up to 12 mm in diameter (up to 35 mm <sup>2</sup> )
		CUTFOX-S VDE	Diagonal cutter for copper and aluminum conductors, VDE-tested
		MICROFOX-SB	Electronic diagonal cutter
		WIREFOX 10	Stripping pliers, for stripping conductors up to 10 mm <sup>2</sup>
		WIREFOX-D 13	Stripping tool, for dismantling cables from 8 - 13 mm
		WIREFOX-D 28	Stripping tool, for dismantling cables from 8 - 28 mm
		WIREFOX-D 11	Stripping tool for dismantling signal, control, and fiberglass cables up to 11 mm, insulation thickness of up to 1 mm
		CRIMPFOX-M SET	Crimping pliers set for ferrules and insulated and uninsulated cable lugs
		CRIMPFOX-M RCI 6/DIE	Die, for CRIMPFOX-M, for uninsulated cable lugs, stackable storage box
		UNIFOX-C VDE	Combination pliers, VDE version
		UNIFOX-P VDE	Needle-nose pliers, VDE version
		UNIFOX-WP	Water pump pliers
		SZS 0,4x2,5 VDE	Screwdriver, bladed, blade: 0.4 x 2.5 x 80 mm, length: 161 mm, VDE version
		SZS 0,5x3,0 VDE	Screwdriver, bladed, blade: 0.5 x 3.0 x 100 mm, length: 181 mm, VDE version
		SZS 1,0x4,0 VDE	Screwdriver, bladed, blade: 1.0 x 4.0 x 100 mm, length: 198 mm, VDE version
		SZS 1,0x6,5 VDE	Screwdriver, bladed, blade: 1.0 x 6.5 x 150 mm, length: 248 mm, VDE version
		SZK PH0 VDE	Screwdriver, for Phillips Recess screws, size: 0, VDE version
		SZK PH1 VDE	Screwdriver, for Phillips Recess screws, size: 1, VDE version
		SZK PH2 VDE	Screwdriver, for Phillips Recess screws, size: 2, VDE version
		DUSPOL EXPERT	Voltage tester, for DC and AC voltages from 12 V to 1000 V AC/1100 V DC, IP65
		USS 4	Control cabinet key, metal, for all common control cabinets
		AI SORTI BOX RD	Assortment box, with ferrules, 50 pcs. each of: AI 0,5-8 WH, AI 2,5-8 BU; 100 pcs. each of: AI 0,75-8 GY, AI 1-8 RD, AI 1,5-8 BK
		AI-TWIN SORTI BOX BU	Assortment box, with TWIN ferrules, 50 pcs. each of: AI-TWIN 2x0,5-8 WH, AI-TWIN 2x0,75-8 GY, AI-TWIN 2x1-8 RD, AI-TWIN 2x 1,5-8 BK, 25 pcs. each of: AI-TWIN 2x2,5-10 BU
		Cutting knife	With segment blade
		Measuring tape	5 m
		<b>TOOL-CASE EMPTY</b>	Tool case, lockable, with elasticated straps to hold tools in place, empty, 1212628

Tool case, assembled according to customer specifications

**TOOL-CASE CUS** 1200072

The CUS tool case can be assembled according to your specifications in the product area of our website at [phoenixcontact.net/products](http://phoenixcontact.net/products).



Type	Order No.	TOOL-KIT STANDARD	1212422
Set for cutting, stripping, crimping, and screwing, consisting of:		CUTFOX 18	Front cable cutter for copper and aluminum up to 18 mm in diameter (up to 50 mm <sup>2</sup> )
		WIREFOX-D 40	Dismantling tool for dismantling cables 4.5 - 40 mm in diameter, insulation thickness of up to 4.5 mm
		WIREFOX 10	Stripping pliers for stripping cables and conductors from 0.02 - 10 mm <sup>2</sup>
		CRIMPFOX 6S-F	Crimping pliers for ferrules with self-adjusting die, front conductor entry, and unlockable pressure lock
		SZF 1-0,6x3,5	Screwdriver
	<b>TOOL-KIT STANDARD EMPTY</b>	Tool kit, empty, 1212423	

Tool kit, assembled according to customer specifications

**TOOL-KIT CUS** 1200085

The CUS tool kit can be assembled according to your specifications in the product area of our website at [phoenixcontact.net/products](http://phoenixcontact.net/products).

## Tool sets

Universal tool sets, for convenient on-site use, equipped with cutting, stripping, and testing tools from the TOOL fox tool range. The pockets are made from robust, hard-wearing material.



Type	Order No.	TOOL-WRAP	1212505
Tool wrap, equipped with each of the following tools:		CUTFOX 16 VDE	Cable cutter for copper and aluminum conductors, VDE-tested
		CUTFOX-S VDE	Diagonal cutter for copper and aluminum conductors, VDE-tested
		PROFIPOL	Voltage tester, for DC and AC voltages from 6 V to 400 V, IP65
		SZK PH0	Screwdriver, for Phillips Recess screws, size: 0
		SZK PH1	Screwdriver, for Phillips Recess screws, size: 1
		SZK PH2	Screwdriver, for Phillips Recess screws, size: 2
		SZS 0,4X2,5	Screwdriver, bladed, blade: 0.4 x 2.5 x 80 mm, length: 161 mm
		SZS 0,5X3,0	Screwdriver, bladed, blade: 0.5 x 3.0 x 100 mm, length: 181 mm
		SZS 1,0X4,0	Screwdriver, bladed, blade: 1.0 x 4.0 x 100 mm, length: 198 mm
		SZS 1,0X6,5	Screwdriver, bladed, blade: 1.0 x 6.5 x 150 mm, length: 248 mm
		UNIFOX-C VDE	Combination pliers, VDE version
		UNIFOX-P VDE	Needle-nose pliers, VDE version
		<b>TOOL-WRAP EMPTY</b>	Tool wrap, empty, 1212501
Tool wrap, assembled according to customer specifications		<b>TOOL-WRAP CUS</b>	1200083
The CUS tool wrap can be assembled according to your specifications in the product area of our website at <a href="http://phoenixcontact.net/products">phoenixcontact.net/products</a> .			



Type	Order No.	TOOL-BAG	1212504
Tool bag, with laptop and document compartments, equipped with each of the following tools:		AI SORTI BOX RD	Assortment box, with ferrules, 50 pcs. each of: AI 0,5-8 WH, AI 2,5-8 BU; 100 pcs. each of: AI 0,75-8 GY, AI 1-8 RD, AI 1,5-8 BK
		CRIMPFOX-M SET	Crimping pliers set for ferrules and insulated and uninsulated cable lugs
		CUTFOX 25 VDE	Cable cutter for copper and aluminum conductors, VDE-tested
		CUTFOX-S VDE	Diagonal cutter for copper and aluminum conductors, VDE-tested
		DUSPOL EXPERT	Voltage tester, for DC and AC voltages from 12 V to 1000 V AC/1100 V DC, IP65
		SZK PH0	Screwdriver, for Phillips Recess screws, size: 0
		SZK PH1	Screwdriver, for Phillips Recess screws, size: 1
		SZK PH2	Screwdriver, for Phillips Recess screws, size: 2
		SZS 0,4X2,5	Screwdriver, bladed, blade: 0.4 x 2.5 x 80 mm, length: 161 mm
		SZS 0,5X3,0	Screwdriver, bladed, blade: 0.5 x 3.0 x 100 mm, length: 181 mm
		SZS 1,0X4,0	Screwdriver, bladed, blade: 1.0 x 4.0 x 100 mm, length: 198 mm
		SZS 1,0X6,5	Screwdriver, bladed, blade: 1.0 x 6.5 x 150 mm, length: 248 mm
		UNIFOX-C VDE	Combination pliers, VDE version
		UNIFOX-P VDE	Needle-nose pliers, VDE version
		UNIFOX-WP	Water pump pliers
		USS 4	Control cabinet key, metal, for all common control cabinets
		WIREFOX 10	Stripping tool, for cables and conductors from 4 - 16 mm <sup>2</sup> , stripping length up to 18 mm
		WIREFOX-D 40	Stripping tool, for dismantling cables from 4.5 mm - 40 mm, insulation thickness of up to 4.5 mm
		Cutting knife	With segment blade
		Measuring tape	5 m
	<b>TOOL-BAG EMPTY</b>	Tool bag, with document and laptop compartments, empty, 1212500	
Tool bag, assembled according to customer specifications		<b>TOOL-BAG CUS</b>	1200081
The CUS tool bag can be assembled according to your specifications in the product area of our website at <a href="http://phoenixcontact.net/products">phoenixcontact.net/products</a> .			



## Tool sets

Universal tool sets, for convenient on-site use, equipped with cutting, stripping, and testing tools from the TOOL fox tool range. The pockets are made from robust, hard-wearing material.



Type	Order No.	TOOL-CARRIER	1212503
Tool bag, equipped with each of the following tools:		CRIMPFOX-M	Basic pliers, for accommodating dies for various contact types
		CRIMPFOX-M 10/DIE	Die, for CRIMPFOX-M, for 0.25 - 10 mm <sup>2</sup> ferrules, stackable storage box
		CUTFOX 18	Cable cutter for copper and aluminum conductors
		CUTFOX-S VDE	Diagonal cutter for copper and aluminum conductors, VDE-tested
		PROFIPOI	Voltage tester, for DC and AC voltages from 6 V to 400 V, IP65
		SZK PH0	Screwdriver, for Phillips Recess screws, size: 0
		SZK PH1	Screwdriver, for Phillips Recess screws, size: 1
		SZK PH2	Screwdriver, for Phillips Recess screws, size: 2
		SZS 0,4X2,5	Screwdriver, bladed, blade: 0.4 x 2.5 x 80 mm, length: 161 mm
		SZS 0,5X3,0	Screwdriver, bladed, blade: 0.5 x 3.0 x 100 mm, length: 181 mm
		SZS 1,0X4,0	Screwdriver, bladed, blade: 1.0 x 4.0 x 100 mm, length: 198 mm
		SZS 1,0X6,5	Screwdriver, bladed, blade: 1.0 x 6.5 x 150 mm, length: 248 mm
		UNIFOX-CE VDE	Combination pliers, angled, VDE version
		UNIFOX-P VDE	Needle-nose pliers, VDE version
		UNIFOX-WP	Water pump pliers
		USS 4	Control cabinet key, metal, for all common control cabinets
		WIREFOX 10 VDE	Stripping pliers, for stripping conductors up to 10 mm <sup>2</sup>
		WIREFOX-D 13	Stripping tool, for dismantling cables from 8 - 13 mm
		WIREFOX-D 28	Stripping tool, for dismantling cables from 8 - 28 mm
		Cutting knife	With segment blade
	Measuring tape	5 m	
	<b>TOOL-CARRIER EMPTY</b>	Tool bag, empty, 1212499	
Tool bag, assembled according to customer specifications		<b>TOOL-CARRIER CUS</b>	1200082
		The CUS tool bag can be assembled according to your specifications in the product area of our website at <a href="http://phoenixcontact.net/products">phoenixcontact.net/products</a> .	



Type	Order No.	TOOL-BELTPOUCH	1212506	
Tool belt pouch, equipped with each of the following tools:		CUTFOX 18	Cable cutter for copper and aluminum conductors up to 18 mm in diameter (up to 50 mm <sup>2</sup> )	
		CUTFOX-S VDE	Diagonal cutter for copper and aluminum conductors, VDE-tested	
		PROFIPOI	Voltage tester, for DC and AC voltages from 6 V to 400 V, IP65	
		SZK PH1	Screwdriver, for Phillips Recess screws, size: 1	
		SZK PH2	Screwdriver, for Phillips Recess screws, size: 2	
		SZS 0,5X3,0	Screwdriver, bladed, blade: 0.5 x 3.0 x 100 mm, length: 181 mm	
		SZS 1,0X4,0	Screwdriver, bladed, blade: 1.0 x 4.0 x 100 mm, length: 198 mm	
		SZS 1,0X5,5	Screwdriver, bladed, blade: 1.0 x 5.5 x 125 mm, length: 223 mm	
		UNIFOX-CE VDE	Combination pliers, angled, VDE version	
		USS 4	Control cabinet key, metal, for all common control cabinets	
		WIREFOX-D 13	Stripping tool, for dismantling cables from 8 - 13 mm	
		Cutting knife	With segment blade	
		Measuring tape	5 m	
		<b>TOOL-BELTPOUCH EMPTY</b>	Tool belt pouch, empty, 1212502	
	Tool belt pouch, assembled according to customer specifications		<b>TOOL-BELTPOUCH CUS</b>	1200084
			The CUS tool belt pouch can be assembled according to your specifications in the product area of our website at <a href="http://phoenixcontact.net/products">phoenixcontact.net/products</a> .	

# Screwdrivers and torque screwdrivers

## SCREWFOX

Phoenix Contact screwdrivers are tailored to a variety of different screws.

This is particularly true of the products in our modular terminal block range.

Ergonomically designed handles mean that the required torque is transferred with a reasonable amount of force. Adjustable torque and cordless screwdrivers complete the product range.

### Ergonomic and durable

Whether bits, screwdrivers with a wide range of drives and sizes, cordless screwdrivers or manual torque screwdrivers – Phoenix Contact has the right screwdriver tool for you.

- Durable, thanks to specially hardened and tempered drives
- High torque transmission, thanks to the special 2-component handle geometry
- Solid, thanks to high-quality components and raw materials



### Maximum force transmission

Two-component, ergonomically designed handles ensure an optimum grip and help avoid fatigue when working.



### Precise torque

The finely adjustable torque enables optimum adaptation to various screw sizes and ensures a consistent torque at all times.



### Cordless screwdriver

The SF-ASD 21 high-precision cordless torque screwdriver is the ideal one-hand tool for efficiently connecting conductors to screw connections.



## SCREWFOX screwdriver tools

### Screwdrivers for actuating spring-cage and fast connection terminal blocks

In addition to their standard application, the SZF series screwdrivers are also ideal for actuating modular terminal blocks from the ST... and QTC... series.



Type	Order No.	Uninsulated	Insulated		
Blade: 0.4 x 2.5 x 75 mm, length: 156 mm		<b>SZF 0-0,4X2,5</b>	1204504		
Blade: 0.6 x 3.5 x 100 mm, length: 181 mm		<b>SZF 1-0,6X3,5</b>	1204517	<b>SZS 0,6X3,5</b>	1205053
Blade: 0.8 x 4.0 x 100 mm, length: 198 mm		<b>SZF 2-0,8X4,0</b>	1204520		
Blade: 1.0 x 5.5 x 150 mm, length: 248 mm		<b>SZF 3-1,0X5,5</b>	1206612		
				<b>ST-BW</b>	1207608

### VDE screwdrivers, slender design

Because the insulation runs into the shaft, there is no protruding edge. This means that even deeper lying screws can be reached with ease.



Type	Order No.				
		<b>SF-SL 0,6X3,5-100 S VDE</b>	1212587	<b>SF-PZ1-80 S VDE</b>	1212695
		<b>SF-SL 0,8X4,0-100 S VDE</b>	1212588	<b>SF-PZ2-100 S VDE</b>	1212696
		<b>SF-SL 1,0X5,5-125 S VDE</b>	1212589	<b>SF-PH1-80 S VDE</b>	1212693
				<b>SF-PH2-100 S VDE</b>	1212694
				<b>SF-PZSL 1-80 S VDE</b>	1212699
				<b>SF-PZSL 2-100 S VDE</b>	1212700
				<b>SF-PHSL 1-80 S VDE</b>	1212697
				<b>SF-PHSL 2-100 S VDE</b>	1212698

### Bladed screwdrivers, VDE bladed screwdrivers

The blades of Phoenix Contact screwdrivers have a large bearing surface in the screw head. This is the only way to achieve the required torque.



Type	Order No.	Insulated	Uninsulated		
		<b>SZS 0,4X2,5</b>	1205037	<b>SF-SL 0,4X2,0-60</b>	1212546
		<b>SZS 0,5X3,0</b>	1207404	<b>SF-SL 0,4X2,5-75</b>	1212547
		<b>SZS 0,6X2,5</b>	1205040	<b>SF-SL 0,5X3,0-80</b>	1212548
		<b>SZS 0,6X3,5</b>	1212602	<b>SF-SL 0,6X3,5-100</b>	1212549
		<b>SZS 0,8X4,0</b>	1212508	<b>SF-SL 0,6X3,5-200</b>	1212550
		<b>SZS 1,0X4,0</b>	1205066	<b>SF-SL 0,8X4,0-100</b>	1212551
		<b>SZS 1,0X5,5</b>	1209114	<b>SF-SL 1,0X5,5-150</b>	1212552
		<b>SZS 1,0X6,5</b>	1205079	<b>SF-SL 1,2X6,5-150</b>	1212553
		<b>SZS 1,2X8,0</b>	1205082		
				<b>SF-SLIC 1,2X7,0-125</b>	1212554
				<b>SF-SLIC 1,6X10,0-175</b>	1212555

### VDE crosshead screwdrivers with Phillips and Pozidriv drive





The VDE-insulated screwdrivers for Phillips screws are available as Pozidriv/Supadriv and Phillips Recess versions.



Type	Order No.				
Size: PZ/PH0 x 80 mm, length: 161 mm		<b>SZK PZ0</b>	1206447	<b>SZK PH0</b>	1205147
Size: PZ/PH1 x 80 mm, length: 161 mm		<b>SZK PZ1</b>	1206450	<b>SZK PH1</b>	1205150
Size: PZ/PH2 x 100 mm, length: 205 mm		<b>SZK PZ2</b>	1206463	<b>SZK PH2</b>	1205163
Size: PZ/PH3 x 150 mm, length: 262 mm		<b>SZK PZ3</b>	1212599	<b>SZK PH3</b>	1212536













## SCREWFOX screwdriver tools

### Crosshead screwdrivers with Phillips and Pozidriv drive

				
				
<b>Type</b>	Order No.			
Size: PZ/PH0 x 60 mm, length: 141 mm	<b>SF-PZ 0-60</b>	1212562	<b>SF-PH 0-60</b>	1212558
Size: PZ/PH1 x 80 mm, length: 178 mm	<b>SF-PZ 1-80</b>	1212563	<b>SF-PH 1-80</b>	1212559
Size: PZ/PH2 x 100 mm, length: 205 mm	<b>SF-PZ 2-100</b>	1212564	<b>SF-PH 2-100</b>	1212560
Size: PZ/PH3 x 150 mm, length: 262 mm	<b>SF-PZ 3-150</b>	1212565	<b>SF-PH 3-150</b>	1212561









### VDE screwdrivers with plus/minus drive and for test socket screws

The SZG... screwdrivers have been specially designed for driving in test socket screws with a diameter of 2.3 and 4 mm safely and without slipping.

									
									
<b>Type</b>	Order No.								
Blade: 0.6 x 3.5 x 100 mm, length: 198 mm	<b>SF-PZSL 1-80</b>	1212556	<b>SF-PHSL 1-80</b>	1212283	<b>SZG 0,6X3,5</b>	1205121			
Blade: 0.9 x 6.5 x 175 mm, length: 287 mm	<b>SF-PZSL 2-100</b>	1212557	<b>SF-PHSL 2-100</b>	1212288	<b>SZG 0,9X6,5</b>	1205134			

### Hexagonal socket wrenches and screwdrivers

Socket wrenches for tightening hexagonal screws and nuts. Two-component, ergonomically designed handles ensure an optimum grip. The Allen key set is a 9-piece set from 1.5 to 10 mm.

							
							
<b>Type</b>	Order No.	Hexagonal socket wrench	Allen key			Allen key set	
Wrench size: 5.0 mm			<b>VDE-ISS 5</b>	1203343		<b>SF-LHEX SET</b>	1212544
Wrench size: 5.5 mm	<b>SHN 5.5</b>	1209855					
Wrench size: 6.0 mm			<b>VDE-ISS 6</b>	1201934			
Wrench size: 8.0 mm	<b>SHN 8</b>	1209868	<b>VDE-ISS 8</b>	1201947			
Wrench size: 13 mm	<b>SHN 13</b>	1209923					
<b>Type</b>	Order No.	Allen key					
Size: 2 x 100 mm	<b>SF-THEX 2-100</b>	1212637					
Size: 2.5 x 100 mm	<b>SF-THEX 2,5-100</b>	1212638					
Size: 3 x 100 mm	<b>SF-THEX 3-100</b>	1212639					
Size: 4 x 150 mm	<b>SF-THEX 4-150</b>	1212640					
Size: 5 x 150 mm	<b>SF-THEX 5-150</b>	1212641					
Size: 6 x 200 mm	<b>SF-THEX 6-200</b>	1212642					
Size: 8 x 200 mm	<b>SF-THEX 8-200</b>	1212643					
Size: 10 x 200 mm	<b>SF-THEX 10-200</b>	1212644					

## SCREWFOX screwdriver tools

### Cordless torque screwdriver

The cordless screwdriver features the following:

- Forward/reverse running
- Two-speed gear
- 21-stage clutch with drilling setting up to 600 rpm
- 6.3 mm hexagonal fast connection drill chuck



<b>Type</b>	Order No.	<b>SF-ASD 21</b>	1212532	<b>SF-ASD 21 SET 230V</b>	1212530
<b>Description</b>		Adjustable from 0.3 - 4.4 Nm		Consisting of:	
		Accuracy ±5%		Cordless torque screwdriver	
		Incl. 1.2 Ah battery pack		Incl. two batteries	
				Charger, 230 V	
				Bits and user manual	
				Aluminum case	
<b>Accessories</b>					
<b>Universal bit holder</b>		<b>SF-UBH</b>	1212590		
<b>Replacement charger</b>		<b>SF-ASD 21/CHARGER 230 V</b>	1212535		
<b>Replacement battery</b>		<b>SF-ASD 21/ACCU 1,5 AH</b>	1212533		

### Torque screwdrivers with hexagonal fast connection holder

The high-precision, finely adjustable torque screwdrivers according to EN ISO 6789 are optimally tailored to Phoenix Contact products with a screw connection.



<b>Type</b>	Order No.	<b>TSD-M 1,2NM</b>	1212224	<b>TSD-M 3NM</b>	1212225	<b>TSD-M 6NM</b>	1212226
<b>Torque</b>		0.3 - 1.2 Nm		1.2 - 3.0 Nm		3.0 - 6.0 Nm	
<b>Accessories</b>							
<b>Adapter insert</b>		<b>TSD-M SAC-BIT ADAPTER</b>	1212600				

This bit screwdriver with 1/4" quick-action chuck and 119 mm long handle is suitable for bits according to DIN 3126-C 6.3 and E 6.3/ISO 1173.



<b>Type</b>	Order No.	<b>S-M BH</b>	1212070		
-------------	-----------	---------------	---------	--	--

# SCREWFOX screwdriver tools

## Tool bits for cordless screwdriver and bit handle

The hardened bits are suitable for hard and soft screws.  
Optimum edge geometries increase the bearing surface and prevent the screws from being over-tightened.



Type	Order No.				
		<b>SF-UBH</b>	1212590		
				Size: 0.5 x 3.0 x 50 mm	<b>SF-BIT-SL 0,5X3,0-50</b> 1212566
				Size: 0.5 x 3.0 x 70 mm	<b>SF-BIT-SL 0,5X3,0-70</b> 1212567
				Size: 0.6 x 3.5 x 50 mm	<b>SF-BIT-SL 0,6X3,5-50</b> 1212568
				Size: 0.6 x 3.5 x 70 mm	<b>SF-BIT-SL 0,6X3,5-70</b> 1212569
				Size: 0.8 x 4.0 x 50 mm	<b>SF-BIT-SL 0,8X4,0-50</b> 1212571
				Size: 0.8 x 4.0 x 70 mm	<b>SF-BIT-SL 0,8X4,0-70</b> 1212572
				Size: 1.0 x 5.5 x 50 mm	<b>SF-BIT-SL 1,0X5,5-50</b> 1212574
				Size: 1.0 x 5.5 x 70 mm	<b>SF-BIT-SL 1,0X5,5-70</b> 1212575
				Size: 1.2 x 6.5 x 70 mm	<b>SF-BIT-SL 1,2X6,5-70</b> 1212577



Type	Order No.				
Size: 0.6 x 3.5 x 50 mm for test sockets		<b>SF-BIT-SLS 0,6X3,5-50</b>	1212605		
Size: 0.9 x 6.5 x 50 mm for test sockets		<b>SF-BIT-SLS 0,9X6,5-50</b>	1212606		
Size: PH/PZ 1 x 50 mm				<b>SF-BIT-PH 1-50</b>	1212579
Size: PH/PZ 2 x 50 mm				<b>SF-BIT-PH 2-50</b>	1212580
Size: PH/PZ 3 x 50 mm				<b>SF-BIT-PH 3-50</b>	1212581
Size: PH/PZ 1 x 70 mm				<b>SF-BIT-PH 1-70</b>	1212582
Size: PH/PZ 2 x 70 mm				<b>SF-BIT-PH 2-70</b>	1212583
Size: PH/PZ 3 x 70 mm				<b>SF-BIT-PH 3-70</b>	1212584
				<b>SF-BIT-PZ 1-50</b>	1212591
				<b>SF-BIT-PZ 2-50</b>	1212592
				<b>SF-BIT-PZ 3-50</b>	1212593
				<b>SF-BIT-PZ 1-70</b>	1212594
				<b>SF-BIT-PZ 2-70</b>	1212595
				<b>SF-BIT-PZ 3-70</b>	1212596

Plus/minus bits, profile combination of slotted head and crosshead for screw connections on fuse boxes, relays, switching devices, etc.



Type	Order No.				
Size: 1 x 70 mm		<b>SF-BIT-PHSL 1-70</b>	1212479	<b>SF-BIT-PZSL 1-70</b>	1212603
Size: 2 x 70 mm		<b>SF-BIT-PHSL 2-70</b>	1212601	<b>SF-BIT-PZSL 2-70</b>	1212604



Type	Order No.				
Size: 2 x 50 mm				<b>SF-BIT-HEX 2-50</b>	1212645
Size: 2.5 x 50 mm				<b>SF-BIT-HEX 2,5-50</b>	1212646
Size: 3 x 50 mm				<b>SF-BIT-HEX 3-50</b>	1212647
Size: 4 x 50 mm				<b>SF-BIT-HEX 4-50</b>	1212648
Size: 5 x 50 mm				<b>SF-BIT-HEX 5-50</b>	1212649
Size: 6 x 50 mm				<b>SF-BIT-HEX 6-50</b>	1212650
Size: 8 x 50 mm		<b>SF-BIT-TX 8-50</b>	1212570	<b>SF-BIT-HEX 8-50</b>	1212651
Size: 10 x 50 mm		<b>SF-BIT-TX 10-50</b>	1212573		
Size: 15 x 50 mm		<b>SF-BIT-TX 15-50</b>	1212576		
Size: 20 x 50 mm		<b>SF-BIT-TX 20-50</b>	1212578		

## SCREWFOX screwdriver tools

### Hexagonal torque screwdriver with preset torque

The preset 4 mm hexagonal torque screwdrivers are ideal for tightening pressure nuts and sensor/actuator cables of distributor boxes from the PLUSCON product range.



Type	Order No.	Accessories: nuts for			
Blade: hexagonal, 4 mm, 0.2 Nm	<b>TSD 02 SAC</b>	1208487	M8 SAC cable/connector with QUICKON connection	SAC BIT M8-D10	1208461
Blade: hexagonal, 4 mm, 0.4 Nm	<b>TSD 04 SAC</b>	1208429	M8 connector, for assembly	SACC BIT M8-D12	1208474
Blade: hexagonal, 4 mm, 0.8 Nm	<b>TSD 08 SAC</b>	1212597	M12 SAC cable/connector with QUICKON connection	SAC BIT M12-D15	1208432
Blade: hexagonal, 4 mm, 2.0 Nm	<b>TSD 20 SAC</b>	1212020	M12 connector, for assembly	SACC BIT M12-D20	1208445
Blade: hexagonal, 4 mm, 2.5 Nm	<b>TSD 25 SAC</b>	1212315	Pressure nuts, wrench size: 13 mm	SAC BIT QUICKON-W13	1212033
			Pressure nuts, wrench size: 24 mm	SAC BIT HOOD-W24	1212486
			M12 SAC cable/connector, hexagonal knurl	SAC BIT M12-W14	1212513
			7/8" SAC cable/connector	SAC BIT MIN-D25	1212512


### Control cabinet keys

Universal control cabinet key with four closures: 6 mm square, 7 - 8 mm square, 7 - 8 mm triangle, 3 - 5 mm two-way key bit



Type	Order No.	<b>USS 4</b>	1203149
------	-----------	--------------	---------

Universal control cabinet key with strong chain and snap hook for nine closures: 5, 6, 7 - 8, 9 - 10 mm square, 7, 8 - 9, 10 - 11 mm triangle, 3 - 5 mm two-way key bit, 6 mm semicircle



Type	Order No.	<b>SF-CCK 9</b>	1212525
------	-----------	-----------------	---------



# SCREWFOX screwdriver tools

## Screwdriver and bit sets



Type	Order No.	Type	Order No.	Type	Order No.
<b>Screwdriver set</b> , slotted/crosshead Phillips Recess®, 6-piece, incl. rack, contents: 0.5 x 3.0 x 80; 0.8 x 4.0 x 100; 1.0 x 5.5 x 150; 1.2 x 6.5 x 150, PH 1, PH 2 <b>SF-SL/PH SET</b>	1212541	<b>Bit set</b> , with SF-UBH universal bit holder 25 mm long slotted/crosshead (PZ and PH) bits, 10-piece <b>SF-BIT SET</b>	1212545	<b>Bit screwdriver set with quick-action chuck</b> , 89 mm long slotted/crosshead (PZ and PH)/hex/Torx® bits, 17-piece, in folding belt pouch, contents: PH 1,2,3 x 89; PZ 1,2,3 x 89; SL 1.5 x 5.5 x 89; TX 10-30 x 89; SW 3,4,5,6 x 89 <b>SF-M SET</b>	1212543
<b>Screwdriver set</b> , slotted/crosshead Pozidriv®, 6-piece., incl. rack, contents: 0.5 x 3.0 x 80; 0.8 x 4.0 x 100; 1.0 x 5.5 x 150; 1.2 x 6.5 x 150, PZ 1, PZ 2 <b>SF-SL/PZ SET</b>	1212542	<b>Cordless screwdriver bit set</b> , 1 nut each in 5.5 mm, 8 mm, 13 mm, adapter to 1/4" <b>ASD BIT SET HN</b>	1209952	<b>Bit screwdriver set with quick-action chuck</b> , 89 mm long slotted/crosshead (PH)/hex/Torx bits, 17-piece, in folding belt pouch, contents: PH 1, 2, 3 x 89, SL 4 x 2.5, 6 x 3.5, 8 x 3.5, 1.0 x 5.5, 1.2 x 6.5, TX 10 - 25 x 89, SW 3,4,5 x 89 <b>SF-M SET 2</b>	1212756
<b>Screwdriver set</b> , slotted/crosshead Pozidriv® VDE-insulated, 6-piece, incl. rack, contents: 0.4 x 2.5 x 80; 0.6 x 3.5 x 100; 0.8 x 4.0 x 100; 1.0 x 5.5 x 125; PZ 1, PZ 2 <b>SF-SL/PZ SET VDE</b>	1212540				
<b>Screwdriver set</b> , slotted/crosshead Phillips Recess®, VDE-insulated, 6-piece, incl. rack, contents: 0.4 x 2.5 x 80; 0.6 x 3.5 x 100; 0.8 x 4.0 x 100; 1.0 x 5.5 x 125; PH 1, PH 2 <b>SF-SL/PH SET VDE</b>	1212539				
<b>Screwdriver set</b> , protective insulation integrated in the shaft, slotted/crosshead Phillips/combined profile, Pozidriv® + slotted (plus/minus), VDE-insulated, 7-piece, incl. rack, contents: 0.6 x 3.5 x 100; 0.8 x 4.0 x 100; 1.0 x 5.5 x 125; PH1 x 80; PH2 x 100; PZ1 x 80; PZ2 x 100 <b>SF-SL/PH/PZ-SL SET S-VDE</b>	1212701				
<b>Screwdriver set</b> , Torx® with drill bit, 6-piece, incl. rack, contents: TX 8 x 60; TX 10 x 80; TX 15 x 80; TX 20 x 100; TX 25 x 100; TX 30 x 115 <b>SF-THX SET</b>	1212538				
<b>Screwdriver set</b> , Torx®, VDE-insulated, 6-piece, incl. rack, contents: TX 8 x 80; TX 10 x 80; TX 15 x 80; TX 20 x 80; TX 25 x 100; TX 30 x 100 <b>SF-TX SET VDE</b>	1212537				

# Measuring and test devices

## TESTFOX

TESTFOX multimeters, current probes, and voltage testers are high-quality measuring tools, which have been tested and approved in accordance with applicable national and international standards. They support all standard measuring methods and are the ideal solution for all applications in industry, electrical installation, and services.

### Multifunctional and robust

TESTFOX measuring and test devices ensure the safety of your systems and devices.

- Robust and durable, thanks to special shock-proof plastic materials
- High level of functionality: all standard measuring tasks in a single compact device
- Versatile use – also ideal for use in photovoltaics
- Error-free measurement: elimination of inaccurate measurements due to reactive voltage



### Wide range of functions

The TESTFOX M-1 supports all standard measuring methods and temperature measurements in compact housing.




### Versatile use

The TESTFOX CC-1 also allows you to measure small AC/DC currents from 10 mA and is ideal for use in photovoltaics.



### Error-free measurement

A load can be connected via two pushbuttons in order to rule out inaccurate measurements due to reactive voltage.



## TESTFOX test and measuring devices

The DUSPOL EXPERT voltage and continuity tester features the following:

- Single-position test of the outer conductor (phase)
- Measuring point lighting
- Audible and optical continuity test
- Load connection via pushbutton
- Vibration alarm for safe voltage detection
- Surge voltage category CAT IV 500 V according to IEC/EN 61243-3



Type	Order No.	PROFIPOL	1209101	DUSPOL EXPERT	1209091	SF-VT VDE	1212598
Voltage range	[V DC]	6 ... 400		12 ... 750			
Voltage range	[V AC]	6 ... 400		12 ... 690			
Protection class		IP65		IP64			For further technical data, see <a href="http://www.phoenixcontact.net/products">www.phoenixcontact.net/products</a>

The current probes can be used for voltages of up to 600 V, category III. They combine the functions of a digital multimeter with those of a current probe in compact and practical IP30 housing. All measuring ranges are protected against overload.



Type	Order No.	TESTFOX CC	1212210	TESTFOX CC-1	1212211		
Display range		2000 digits		4000 digits			
Display accuracy		1.0 %		0.5 %			
AC voltage		0.1 V - 600 V		0.1 mV - 600 V			
DC voltage		0.1 V - 600 V		0.1 mV - 600 V			
AC current		0.1 A - 400 A		10 mA - 300 A			
DC current		–		10 mA - 300 A			
Resistance		0.1 Ω - 20 M Ω		0.1 Ω - 40 M Ω			For further technical data, see <a href="http://www.phoenixcontact.net/products">www.phoenixcontact.net/products</a>
Continuity test		Audible (20 Ω)		Audible (50 Ω)			

# TESTFOX test and measuring devices

Digital multimeters with volt sensor function offer remarkable technology and impressive quality. They are tested and approved according to applicable international IEC/EN 61010 standards. The devices can be used for voltages of up to 600 V category III or 1000 V category II.



Type	Order No.	TESTFOX M	1212208	TESTFOX M-1	1212209	
Display range		2000 digits		2000 digits		
Display accuracy		0.5 %		0.5 %		
Volt sensor		Yes		Yes		
AC voltage		0.1 mV - 750 V		0.1 mV - 750 V		
DC voltage		0.1 mV - 1000 V		0.1 mV - 1000 V		
AC current		-		1 mA - 10 A		
DC current		-		1 A - 10 A		
Resistance		0.1 $\Omega$ - 20 M $\Omega$		0.1 $\Omega$ - 20 M $\Omega$		
Continuity test		Audible (25 $\Omega$ )		Audible (25 $\Omega$ )		
Frequency		-		1 Hz - 20 MHz		
Capacity		-		1.00 pF - 2.00 mF		
Temperature		-		-20°C - +800°C		For further technical data, see
Diode test		Yes (1.5 mA)		Yes (1.5 mA)		<a href="http://www.phoenixcontact.net/products">www.phoenixcontact.net/products</a>

# Electronics pliers

## MICROFOX

MICROFOX – the range of pliers for all tasks in electronics and electromechanical engineering. Ideal for working on hard to access areas such as PCB components.

Like all Phoenix Contact hand tools, the micro pliers have specially shaped two-component handles. This ensures a secure grip and makes for easy work. To protect sensitive electronic components, we recommend the ESD versions with special handles. They discharge the electrostatic charges in a controlled manner in accordance with applicable standards and regulations.

### Precise and convenient

Sophisticated tools for all precise tasks in the field of electronics.

- Protect electronic components, thanks to the ESD design
- Ultra-precise: low tolerances during production
- Durable, thanks to high-quality components and raw materials



### Durable

The tools are made from special C 60 tool steel. They are hardened and precision-ground for superior cutting performance and are particularly durable.




### Precision

The integrated double leaf spring and the ergonomic non-slip handles ensure accuracy and precision when working with electronic components.



### Protection

The handles of the MICROFOX... ESD electronics pliers are made from conductive plastic. This means that electrostatic energy is discharged in a gradual and controlled manner.



# MICROFOX electronics pliers

## Electronics pliers

MICROFOX electronics pliers feature a through-connected joint for permanent stability and optimum distribution of force. The surfaces are finely polished and oiled.



<b>Type</b>	Order No.	<b>MICROFOX-SB</b>	1212489	<b>MICROFOX-E</b>	1212494	<b>MICROFOX-P</b>	1212491
<b>Description</b>		Diagonal cutter Rounded head with chamfer		Front cutter No chamfer		Needle-nose pliers Smooth gripping surface	



<b>Type</b>	Order No.	<b>MICROFOX-SP</b>	1212488	<b>MICROFOX-SP-1</b>	1212487	<b>MICROFOX-EO</b>	1212495
<b>Description</b>		Diagonal cutter, angled Tapered head without chamfer		Diagonal cutter Tapered head without chamfer		Front cutter Angled, 20°, no chamfer	



<b>Type</b>	Order No.	<b>MICROFOX-PC</b>	1212492	<b>MICROFOX-F</b>	1212493	<b>MICROFOX-R</b>	1212490
<b>Description</b>		Needle-nose pliers 45° angle, smooth gripping surface		Flat-nose pliers Smooth gripping surface		Round-nose pliers Smooth gripping surface	



# MICROFOX electronics pliers

## ESD electronics pliers

The MICROFOX ESD electronics pliers conform to applicable standards and regulations including DIN EN 61340-5. The screwed precision joint ensures optimum results. The metal surfaces are mirror-polished and then phosphate-treated to ensure that there is no glare when working.



Type	Order No.	<b>MICROFOX-S ESD</b>	1212480	<b>MICROFOX-E ESD</b>	1212485	<b>MICROFOX-P ESD</b>	1212482
Description		Diagonal cutter		Front cutter		Needle-nose pliers	
		Rounded head, no chamfer		No chamfer		Smooth gripping surface	



Type	Order No.	<b>MICROFOX-PC ESD</b>	1212483	<b>MICROFOX-F ESD</b>	1212484	<b>MICROFOX-R ESD</b>	1212481
Description		Needle-nose pliers		Flat-nose pliers		Round-nose pliers	
		Smooth gripping surface. 45° angle		Smooth gripping surface		Smooth gripping surface	

# Automatic devices

## Cutting, stripping, and crimping devices

Phoenix Contact offers a comprehensive range of innovative automatic tools enabling the flexible and fast processing of conductors and cables thanks to the automation of work steps. A combination of functionality, quality, and fast setup times guarantees high levels of flexibility while ensuring excellent results every time.

### Flexible and fast

Cutting, stripping, and crimping. Automate these three steps and you'll benefit from economic advantages for even small and medium-sized quantities.

- Easy startup, thanks to plug and play
- Intuitive operation via display, knobs or numerical keys
- Everything from a single source, thanks to the comprehensive product range



Automatic cutting



Automatic stripping



Automatic crimping



CF 3000-2,5  
**PHOENIX  
CONTACT**

## Automatic devices



The CUTFOX 10 cutting machine cuts conductors and cables up to 10 mm<sup>2</sup>. Solid and stranded conductors can be cut to length with millimeter precision. The length and number of cuts is entered via the user-friendly display. The CUTFOX 10 automatically adapts to the diameter when there is a change in material.



The WF 1000 stripping machine can be used to automatically strip conductors with a cross section of up to 6 mm<sup>2</sup> or cables up to 6 mm Ø, and also offers the option of partial stripping. The stripping dimensions are set individually via knobs and shown on the display.



The ZAP crimping pliers are pneumatic pliers for ferrules with a cross section of 0.25 to 10 mm<sup>2</sup>. The crimping process is activated by a foot valve or a manual trigger, depending on the version. Two integrated recesses allow quick access to the ferrules.



The CF 500 is characterized by a high press capacity in a compact design. The dies can be replaced quickly and easily, which makes it ideal for processing a variety of contact types up to 50 mm<sup>2</sup>.



The Crimphandy is a portable hand-held device for stripping and crimping in one step – in less than 2 seconds. Automatic monitoring functions ensure optimum, high-quality crimping every time.



The CF 3000-2,5 automatic stripping and crimping device processes taped ferrules with insulating collars according to DIN 46228-4. This device allows conductors with a cross section range of 0.25 - 2.5 mm<sup>2</sup> to be stripped and fitted with ferrules in a single step. The automatic device can be adapted to various cross sections in under a minute.

## Automatic devices

### CUTFOX 10 cutting machine

The CUTFOX 10 cutting machine allows you to cut a variety of conductors. The desired length and number are entered via the user-friendly display and the device is ready to go.

Simply open the front cover to insert the conductor ends. The drive and guide rolls automatically adjust to each inserted diameter.

A user video can be downloaded from the Internet.



### CUTFOX 10



Type	Order No.		
<b>Cutting machine, 100 - 240 V, 50 - 60 Hz version</b>		<b>CUTFOX 10</b>	1206829
For conductors and cables up to 8 mm Ø			
Solid (up to 2.5 mm <sup>2</sup> ) and stranded (up to 10 mm <sup>2</sup> )			
<b>Cable roller for CUTFOX 10</b>		<b>CUTFOX 10 C-UN</b>	1208393
Cable unwinder for accommodating cable rings and coils			
<b>Technical data</b>			
<b>Dimensions, width / length / height</b>	[mm]	195 / 295 / 230	
<b>Weight</b>	[kg]	11	
<b>Power consumption</b>	[VA]	80	
<b>Fine-strand</b>	[mm <sup>2</sup> ]	0.25 – 10	
<b>Single-strand</b>	[mm <sup>2</sup> ]	0.25 – 2.5	
<b>Max. passage</b>	[mm]	8	
<b>Cross section range</b>		Automatic	
<b>Maximum number of cuts</b>	[pcs.]	999	
<b>Length</b>	[m]	Up to 100	
<b>Feed rate</b>	[m/s]	0.5	
<b>Unit of measurement</b>		mm/inch	
<b>Dialog language</b>		German / English / French / Italian	
<b>Accessories, cutting machine</b>			
<b>Replacement drive wheels</b>		<b>CF-10 WHEEL SET</b>	1207271
2 pcs., for CUTFOX 10			
<b>Replacement blade set</b>		<b>CF-10 CUTTER KNIFE SET</b>	1207284
For CUTFOX 10			
<b>Accessories, cable unwinder</b>			
<b>Replacement rotary table for cable roller</b>		<b>CUTFOX 10 R-C</b>	1208403
For accommodating and gently unwinding cable rings and coils			
<b>Replacement holding arms for rotary table</b>		<b>CUTFOX 10 BAR</b>	1208416
Rotary table, 4 arms for rotary table			


## Automatic devices

### WF 1000 stripping machine

The compact WF 1000 stripping machine is suitable for automatically stripping conductors that are 0.08 to 6 mm<sup>2</sup> thick or multi-strand cables up to 6 mm in diameter with the option of partial stripping. This device is particularly suitable for special types of insulation, such as PTFE and silicone. The clamping force automatically adjusts itself to the required extraction force. This prevents unsightly pressure points on sensitive materials. The large and clear display on top of the device makes it easy to select the right setting.

A user video can be downloaded from the Internet.



WF 1000			
<b>Type</b>	Order No.	<b>WF 1000</b>	1212149
<b>Stripping machine, 230 V version</b>			
Version for conductors and cables			
Solid and stranded 0.08 - 6 mm <sup>2</sup> (max. Ø 6 mm)			
With integrated graphic display			
<b>Stripping machine, 120 V version</b>		<b>WF 1000 120 V</b>	1212258
Version for conductors and cables			
Solid and stranded 0.08 - 6 mm <sup>2</sup> (max. Ø 6 mm)			
With integrated graphic display			
<b>Technical data</b>			
<b>Dimensions, width / length / height</b>	[mm]	141 / 363 / 221	
<b>Weight</b>	[kg]	9.5	
<b>Power consumption</b>	[VA]	160	
<b>Working cycle</b>	[s]	0.3	
<b>Crimping</b>		Trapezoidal	
<b>Fine-strand</b>	[mm <sup>2</sup> ]	0.08 – 6	
<b>Stripping length</b>	[mm]	3 – 20	
<b>Partial stripping length</b>	[mm]	2 – 20	
<b>Max. passage</b>	[mm]	6	
<b>Accessories</b>			
<b>Replacement stripping blade</b>		<b>WF 1000/SB</b>	1212279

## Automatic devices

### ZAP pneumatic crimping pliers

The ZAP crimping pliers are pneumatic pliers for ferrules with a cross section range of 0.25 to 10 mm<sup>2</sup>. The ZAP 25 has a Duo-Press die, allowing both front and lateral conductor entry.

The ZAP 25 T and ZAP 100 T have been specially developed for pre-assembling conductors. The crimping process is activated by a foot valve. Two integrated receptacles allow quick access to the ferrules.



ZAP ...



ZAP ... T

### ZAP 25 / ZAP 40 / ZAP 100



Type	Order No.	ZAP 25	ZAP 40	ZAP 100
<b>Pneumatic crimping pliers</b> For ferrules according to DIN 46228		1203110	1212630	1203259
<b>Technical data</b>				
Conductor	[mm <sup>2</sup> ] / AWG	0.25 – 2.5 / 24 – 14	0.25 – 4 / 24 – 12	4 – 10 / 12 – 8
Pressure range	[bar]	4 – 6	4 – 6	4 – 6
Air consumption per compression	[l]	0.2	0.2	0.2
Crimping		Trapezoidal	Trapezoidal	Trapezoidal

### ZAP 25 T / ZAP 100 T



Type	Order No.	ZAP 25 T	ZAP 100 T
<b>Pneumatic crimping pliers</b> For ferrules according to DIN 46228		1203123	1203262
<b>Technical data</b>			
Conductor	[mm <sup>2</sup> ] / AWG	0.25 – 2.5 / 24 – 14	4 – 10 / 12 – 8
Pressure range	[bar]	4 – 6	4 – 6
Air consumption per compression	[l]	0.2	0.2
Crimping		Trapezoidal	Trapezoidal

## Automatic devices

### CRIMPHANDY portable hand-held device

The product innovation for switchgear manufacturing – the CRIMPHANDY. You can strip and crimp your conductors in under two seconds using this portable hand-held device – 75% faster than before.

The taped ferrules are suitable for use with all modular terminal blocks, particularly those from the CLIPLINE complete system:

- UT screw connection terminal blocks
- ST spring-cage connection terminal blocks
- PT push-in connection terminal blocks
- COMBI plug-in connection solutions



					
<b>Type</b>	Order No.	<b>CF CRIMPHANDY 1,5</b>	1212466	<b>CF CRIMPHANDY 1,0</b>	1212465
Weight [g]		425		425	
Conductor [mm <sup>2</sup> ]		1.5		1	
Working cycle [s]		< 2		< 2	
Crimping		Square crimp		Square crimp	
Dimensions W x H x L [mm]		42 x 67 x 200		42 x 67 x 200	
Description		<b>Portable crimping device</b> , battery-powered, for ferrules, 1.5 mm <sup>2</sup> , incl. battery and charger, 100 - 240 V, CUTFOX 12 (1212128), in a robust plastic case		<b>Portable crimping device</b> , battery-powered, for ferrules, 1.0 mm <sup>2</sup> , incl. battery and charger, 100 - 240 V, CUTFOX 12 (1212128), in a robust plastic case	
<b>Type</b>	Order No.	<b>CF CRIMPHANDY 0,75*</b>	1212464	<b>CF CRIMPHANDY 0,5*</b>	1212463
Weight [g]		425		425	
Conductor [mm <sup>2</sup> ]		0.75		0.5	
Working cycle [s]		< 2		< 2	
Crimping		Square crimp		Square crimp	
Dimensions W x H x L [mm]		42 x 67 x 200		42 x 67 x 200	
Description		<b>Portable crimping device</b> , battery-powered, for ferrules, 0.75 mm <sup>2</sup> , incl. battery and charger, 100 - 240 V, CUTFOX 12 (1212128), in a robust plastic case		<b>Portable crimping device</b> , battery-powered, for ferrules, 0.5 mm <sup>2</sup> , incl. battery and charger, 100 - 240 V, CUTFOX 12 (1212128), in a robust plastic case	
<b>Accessories</b>					
<b>Taped ferrules</b> , 1.5 mm <sup>2</sup> (black) / 1.0 mm <sup>2</sup> (red), 8 mm, with plastic sleeve, according to DIN 46228-4, black, 20 strips of 50 pcs.		<b>AI 1,5-8 BK-S</b>	1212524	<b>AI 1,0-8 RD-S</b>	1212523
<b>Taped ferrules</b> , 0.75 mm <sup>2</sup> (gray) / 0.5 mm <sup>2</sup> (white), 8 mm, with plastic sleeve, according to DIN 46228-4, red, 20 of 50 pcs.		<b>AI 0,75-8 GY-S</b>	1212522	<b>AI 0,5-8 WH-S</b>	1212521
<b>Replacement battery</b> , for CF CRIMPHANDY..., Li-ion 7.4 V, 0.76 Ah		<b>CF CRIMPHANDY/ACCU AH</b>		1212518	
<b>Replacement charger</b> , for CF CRIMPHANDY..., 100 - 240 V AC		<b>CF CRIMPHANDY/CHARGER</b>		1212519	

\*) Available 4th quarter of 2014



## Automatic devices

### CF 3000 stripping and crimping device

The CF 3000-2,5 stripping and crimping device processes taped ferrules with insulating collars according to DIN 46228-4. The device covers the cross section range from 0.25 to 2.5 mm<sup>2</sup>. The conductor is stripped and then fitted with a ferrule in a single step. The automatic device can be adapted to various cross section ranges in under a minute.

A user video can be downloaded from the Internet.



### CF 3000




Type	Order No.		
<b>Stripping and crimping device, 230 V version</b>		<b>CF 3000-2,5</b>	1205477
Taped ferrules, 0.25 - 2.5 mm <sup>2</sup> , stripping length: 8 mm			
Incl. conversion kits for 0.5 - 2.5 mm <sup>2</sup>			
<b>Stripping and crimping device, 120 V version</b>		<b>CF 3000-2,5 120V</b>	1205516
Taped ferrules, 0.25 - 2.5 mm <sup>2</sup> , stripping length: 8 mm			
Incl. conversion kits for 0.5 - 2.5 mm <sup>2</sup> (stripping length: 8 mm)			
<b>Technical data</b>			
<b>Dimensions</b> , width / length / height	[mm]	165 / 320 / 300	
<b>Weight</b>	[kg]	12	
<b>Conductor</b>	[mm <sup>2</sup> ] / AWG	0.25 – 2.5 / 24 – 14	
<b>Power consumption</b>	[VA]	80	
<b>Working cycle</b>	[s]	1.2	
<b>Crimping</b>		Trapezoidal	
<b>Accessories</b>			
<b>Extension kit</b> , complete for CF 3000		<b>CF 3000-TOOLKIT 0,25</b>	1212376
For insulated taped ferrules, 0.25/0.34 mm <sup>2</sup>			
Stripping length: 8 mm			
<b>Replacement locator</b>			
0.25/0.34 mm <sup>2</sup>		<b>CF 3000 LOC 0,25</b>	1212377
0.5 mm <sup>2</sup>		<b>CF 3000 LOC 0,5</b>	1205639
0.75 mm <sup>2</sup>		<b>CF 3000 LOC 0,75</b>	1205642
1.0 mm <sup>2</sup>		<b>CF 3000 LOC 1,0</b>	1205655
1.5 mm <sup>2</sup>		<b>CF 3000 LOC 1,5</b>	1205668
2.5 mm <sup>2</sup>		<b>CF 3000 LOC 2,5</b>	1205671
<b>Replacement blade</b>			
0.25/0.34 mm <sup>2</sup> , adjustable		<b>CF 3000 AB 0,25</b>	1212380
0.5 mm <sup>2</sup>		<b>CF 3000 AM 0,5</b>	1205587
0.75 mm <sup>2</sup>		<b>CF 3000 AM 0,75</b>	1205590
1.0 mm <sup>2</sup>		<b>CF 3000 AM 1,0</b>	1205600
1.5 mm <sup>2</sup>		<b>CF 3000 AM 1,5</b>	1205613
2.5 mm <sup>2</sup>		<b>CF 3000 AM 2,5</b>	1205626

## Automatic devices

### CF 1000 crimping device

The CF 1000 stripping and crimping device can be used to process loose ferrules with insulating collars according to DIN 46228-4. Up to 1200 conductors can be processed an hour using this device. The conductor is stripped and crimped with a ferrule to a high standard of quality in a single step. Additional features include:

- Robust design
- Processing of loose ferrules (Al...)
- Quick change of cross section without the need for additional adjustments
- Quantity counter
- Suitable for bulk processing



CF 1000			
Type	Order No.		
<b>Stripping and crimping device</b> Electro-pneumatic, for loose ferrules with insulating collar, 0.34 - 4 mm <sup>2</sup> Incl. conversion kits for 0.5 - 1.5 mm <sup>2</sup> (stripping length: 8 mm)		<b>CF 1000-1,5</b>	1208199
<b>Stripping and crimping device</b> Electro-pneumatic, for loose ferrules with insulating collar, 4 mm <sup>2</sup> , 6 mm <sup>2</sup> , and 10 mm <sup>2</sup> Without conversion kit		<b>CF 1000-10</b>	1212456
<b>Technical data</b>			
<b>Dimensions</b> , width / length / height	[mm]	240 / 490 / 390	
<b>Weight</b>	[kg]	29	
<b>Voltage</b>	[V]	100 – 240	
<b>Frequency</b>	[Hz]	50 – 60	
<b>Air consumption per compression</b>	[l]	1.2	
<b>Working cycle</b>	[s]	1.5	
<b>Crimping pressure</b>	[kN]	10	
<b>Crimping</b>		Trapezoidal	
<b>Accessories</b>			
<b>Extension kit</b> , for CF 1000-1,5			
0.25/0.34 mm <sup>2</sup> , stripping length: 6 mm		<b>CF 1000-TOOLKIT 0,34/6</b>	1208212
0.25/0.34 mm <sup>2</sup> , stripping length: 8 mm		<b>CF 1000-TOOLKIT 0,34/8</b>	1208225
2.5 mm <sup>2</sup> , stripping length: 8 mm		<b>CF 1000-TOOLKIT 2,5/8</b>	1208241
4 mm <sup>2</sup> , stripping length: 10 mm		<b>CF 1000-TOOLKIT 4,0/10</b>	1208270
<b>Extension kit</b> , for CF 1000-10, for loose ferrules with insulating collar			
4 mm <sup>2</sup> , stripping length: 10 - 12 mm		<b>CF 1000-10-TOOLKIT 4/10-12</b>	1212458
6 mm <sup>2</sup> , stripping length: 12 mm		<b>CF 1000-10-TOOLKIT 6/12</b>	1212459
10 mm <sup>2</sup> , stripping length: 12 mm		<b>CF 1000-10-TOOLKIT 10/12</b>	1212460
<b>Replacement blade</b> , V-form, for CF 1000-1,5		<b>CF 1000 EM</b>	1205215
<b>Protective cover</b>		<b>CF 1000-COVER</b>	1208306

## Automatic devices

### CF 500 crimping device

The compact CF 500 crimping device is characterized by its high press capacity and the ease with which dies can be changed. Thanks to the large number of dies available, the device is a real all-rounder.

- Ferrules up to 50 mm<sup>2</sup>
- TWIN ferrules up to 2 x 10 mm<sup>2</sup>
- Insulated cable lugs up to 6 mm<sup>2</sup>
- Uninsulated cable lugs up to 6 mm<sup>2</sup>
- Tubular cable lugs up to 10 mm<sup>2</sup>
- Slip-on sleeves and slip-on blade connectors up to 6 mm<sup>2</sup>
- Turned contacts up to 10 mm<sup>2</sup>

Further dies are available on request or from the Phoenix Contact e-shop. A user video can be downloaded from the Internet.



### CF 500



Type	Order No.		
<b>Crimping device, 230 V version, with foot switch</b>		<b>CF 500-230 V</b>	1208348
<b>Crimping device, 120 V version, with foot switch</b>		<b>CF 500-120 V</b>	1208351
<b>Technical data</b>			
<b>Dimensions, width / length / height</b>	[mm]	140 / 220 / 320	
<b>Weight</b>	[kg]	10	
<b>Power consumption</b>	[VA]	160	
<b>Crimping pressure / working cycle</b>	[kN] / [s]	10 / 1	
<b>Accessories</b>			
<b>CF 500 die for</b>			
Ferrules (A ... and AI ...), 0.25 - 6 mm <sup>2</sup>		<b>CF 500/DIE AI 6</b>	1212238
Ferrules (A ... and AI ...) 10, 16, and 25 mm <sup>2</sup>		<b>CF 500/DIE AI 25</b>	1212239
Ferrules (A ... and AI ...) 35 and 50 mm <sup>2</sup>		<b>CF 500/DIE AI 50</b>	1212261
TWIN ferrules (A-TWIN...) 2 x 4, 2 x 6, and 2 x 10 mm <sup>2</sup>		<b>CF 500/DIE AI-TWIN 10</b>	1212262
Insulated cable lugs (RCI ... and FCI ...) 0.14 - 1.5 mm <sup>2</sup>		<b>CF 500/DIE RCI 1,5</b>	1212263
Insulated cable lugs (RCI ... and FCI ...) 0.5 - 6 mm <sup>2</sup>		<b>CF 500/DIE RCI 6</b>	1212240
Cable lugs (RC ... and FC ...) 0.5 - 10 mm <sup>2</sup>		<b>CF 500/DIE RC 10</b>	1212244
Cable lugs (RC ... and FC ...) 16 mm <sup>2</sup>		<b>CF 500/DIE RC 16</b>	1212257
Slip-on sleeves and slip-on blade connectors (SCF ... and SCM ...) 0.1 - 1.5 mm <sup>2</sup>		<b>CF 500/DIE SC 1,5</b>	1212241
Slip-on sleeves and slip-on blade connectors (SCF ... and SCM ...) 0.5 - 6 mm <sup>2</sup>		<b>CF 500/DIE SC 6</b>	1212242
Turned contacts with pin diameters of 2.5 and 4.0 mm (CK 2,5 ... and CK 4,0) 0.14 - 4 mm <sup>2</sup>		<b>CF 500/DIE TC 4</b>	1212237
Turned contacts (CK 4,0) 6 - 10 mm <sup>2</sup>		<b>CF 500/DIE TC 10</b>	1212260
Assembling FBS... jumpers		<b>CF 500/DIE FBS</b>	1212461
<b>CF 500 locator (positioning tool) for</b>			
Slip-on sleeves (SCF...) W: 2.8 mm, L: 5 mm		<b>CF 500/LOC SCF 2,8/1,5</b>	1212249
Slip-on sleeves (SCF...) W: 4.8 mm		<b>CF 500/LOC SCF 4,8/2,5</b>	1212248
Slip-on sleeves (SCF...) W: 0.5 - 2.5 mm <sup>2</sup>		<b>CF 500/LOC SCF 6,3/2,5</b>	1212264
Slip-on sleeves (SCF...) W: 6.3 mm		<b>CF 500/LOC SCF 6,3/6</b>	1212247
<b>CF 500 protective cover for</b>			
Ferrules up to 6 mm <sup>2</sup> (AI 6...)		<b>CF 500/COV AI 6</b>	1212254
TWIN ferrules (AI-TWIN...)		<b>CF 500/COV AI-TWIN</b>	1212266
Insulated cable lugs (RCI...)		<b>CF 500/COV RCI</b>	1212255
Tubular cable lugs 0.5 - 10 mm <sup>2</sup>		<b>CF 500/COV RC 10</b>	1212252
Tubular cable lugs 0.34 - 2.5 mm <sup>2</sup>		<b>CF 500/COV RCT 2,5</b>	1212253
Slip-on sleeves and slip-on blade connectors SC 1.5... and SC 6...		<b>CF 500/COV SC</b>	1212251
For FBS jumpers		<b>CF 500/COV FBS</b>	1212462
Without recess (for all dies without classification)		<b>CF 500/COV</b>	1212250



Always up-to-date, always available to you. Here you'll find everything on our products, solutions and service:

[phoenixcontact.com](http://phoenixcontact.com)

### Product range

- Cables and wires
- Connectors
- Controllers
- Electronics housing
- Electronic switchgear and motor control
- Fieldbus components and systems
- Functional safety
- HMIs and industrial PCs
- I/O systems
- Industrial communication technology
- Industrial Ethernet
- Installation and mounting material
- Lighting and signaling
- Marking and labeling
- Measurement and control technology
- Modular terminal blocks
- Monitoring
- PCB terminal blocks and PCB connectors
- Power supply units and UPS
- Protective devices
- Relay modules
- Sensor/actuator cabling
- Software
- Surge protection and interference filters
- System cabling for controllers
- Tools
- Wireless data communication

PHOENIX CONTACT GmbH & Co. KG  
Flachmarktstraße 8  
32825 Blomberg, Germany  
Phone: +49 (0) 52 35 3-00  
Fax: +49 (0) 52 35 3-4 12 00  
E-mail: [info@phoenixcontact.com](mailto:info@phoenixcontact.com)  
[phoenixcontact.com](http://phoenixcontact.com)